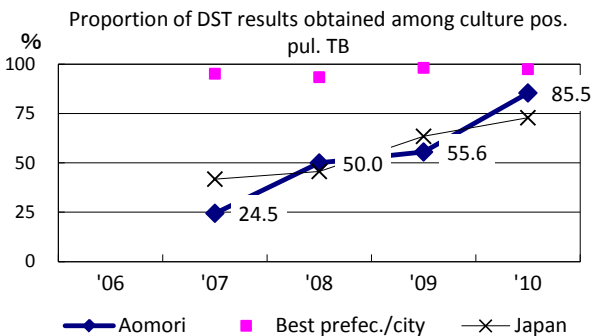
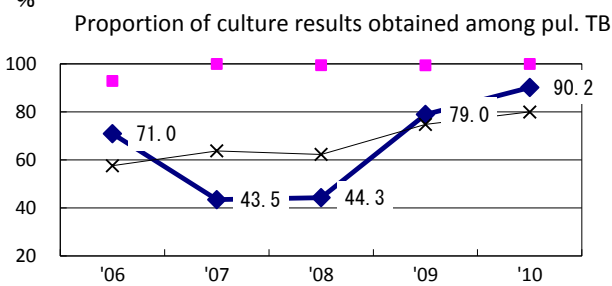
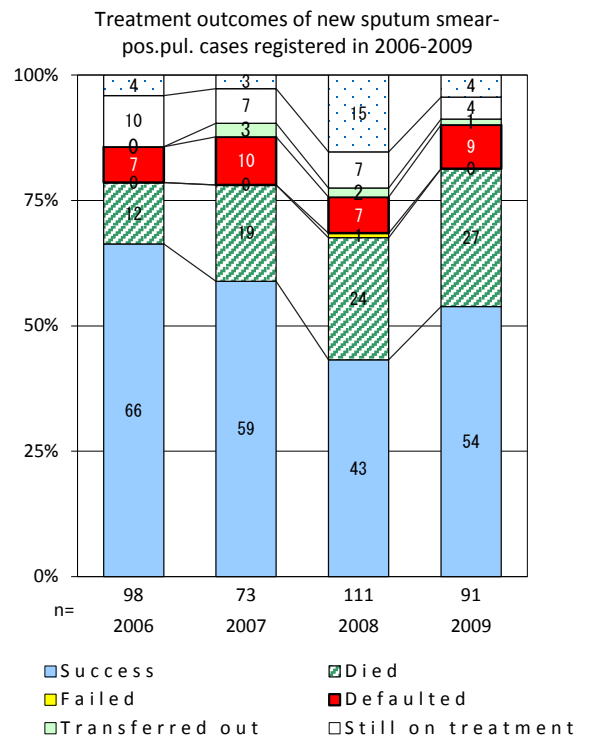
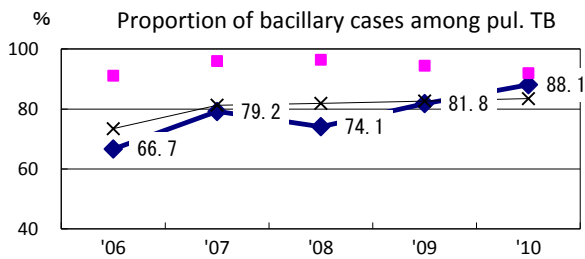
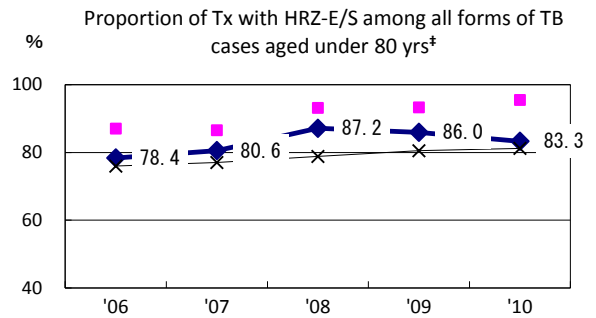
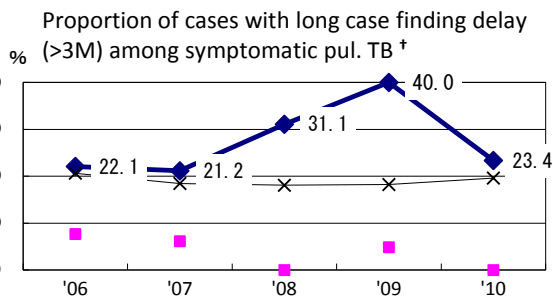
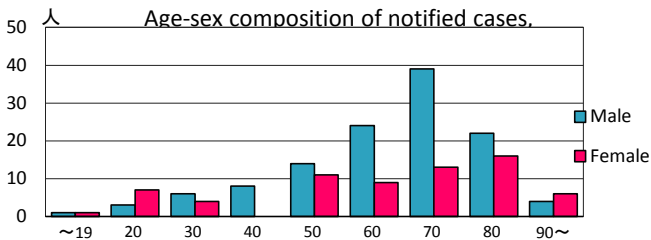
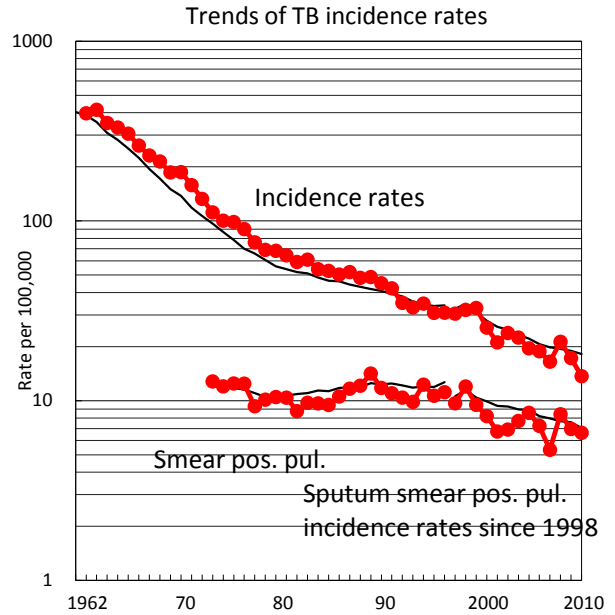


# Aomori

TB statistics in 2010					
Population	1,373,164			(Japan)	
Foreign borns	3	1.6%		(4.1%)	
TB patients with homeless history	1	0.5%		(1.4%)	
Jobless TB patients getting public assistance, proportion among male TB patients aged 35-59 yrs	2	7.1%		(10.8%)	
Trends	'06	'07	'08	'09	'10
Notified cases	268	232	296	238	188
Rate per 100,000	18.8	16.5	21.3	17.3	13.7
Sputum smear pos. pul. cases	103	75	117	96	91
Rate per 100,000	7.2	5.3	8.4	7.0	6.6



	'06	'07	'08	'09	'10	Year of registration	'07	'08	'09	Japan
†Excluding unknown delay(%)	23.2	56.3	51.3	56.0	6.1	Median days of treatment (all forms)	206	244	230	(270)
‡Excluding unknown Tx (%)	0.9	1.2	1.4	2.4	1.4	Median days of hospitalization (pul.TB)	90	76	93	(68)