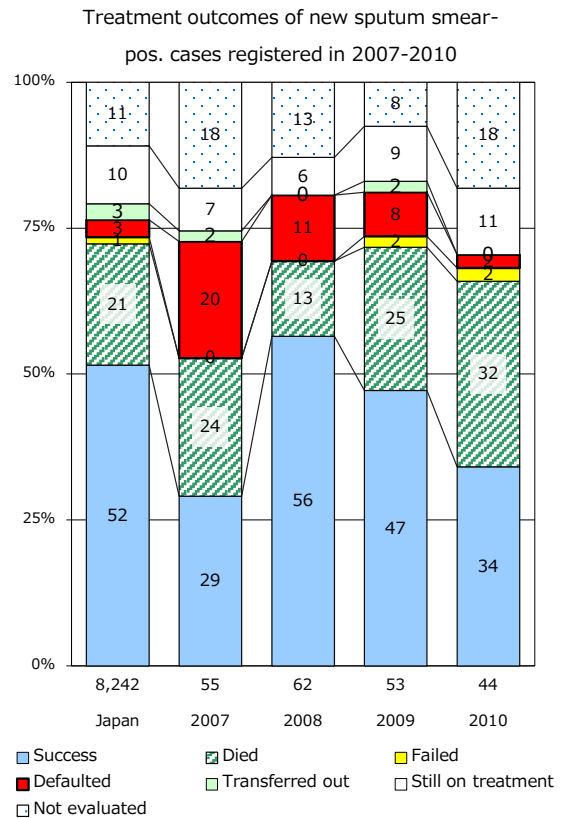
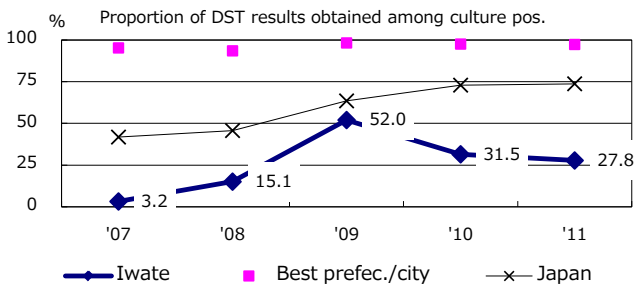
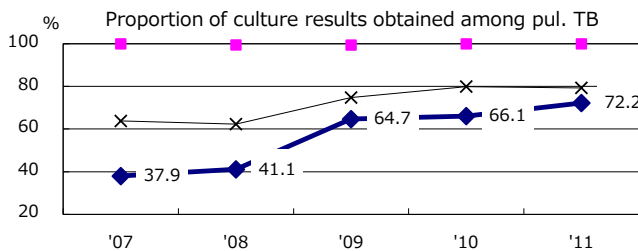
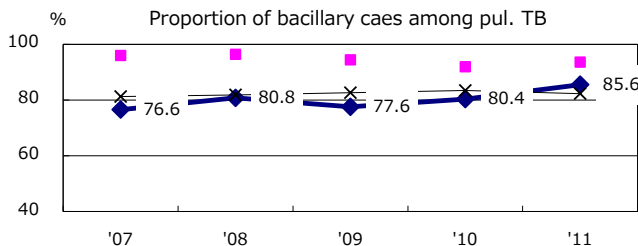
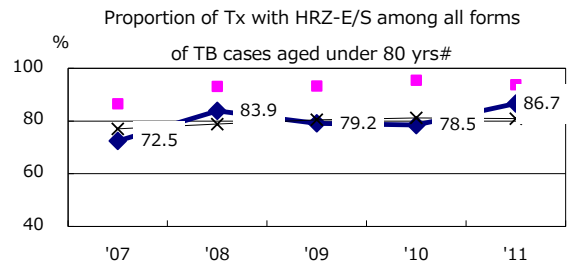
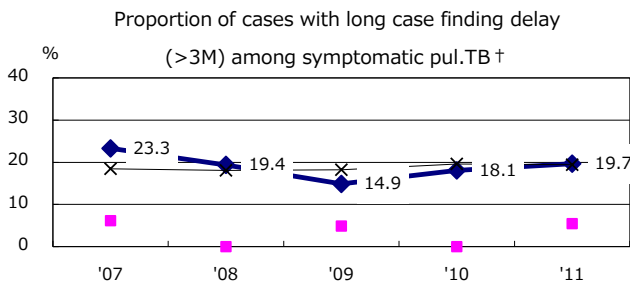
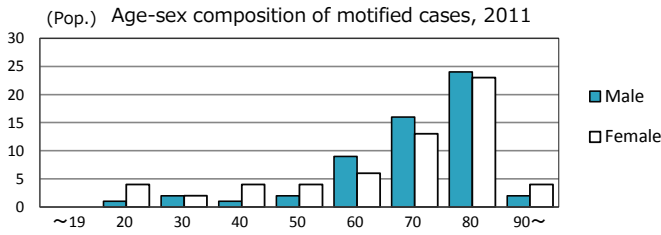
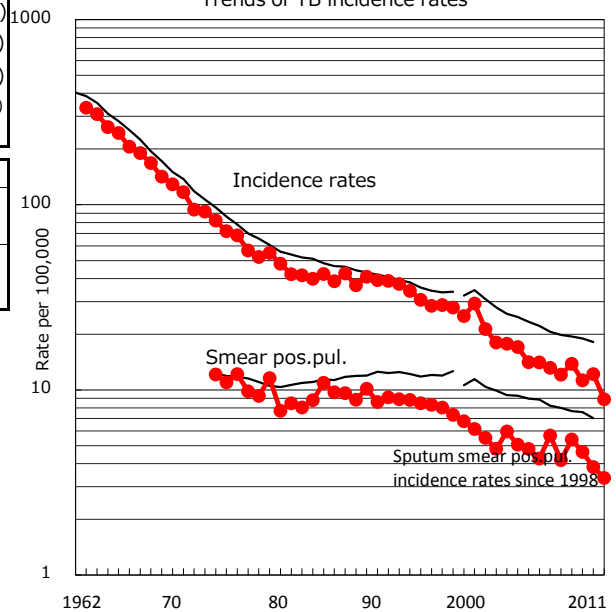


TB statistics in 2011		
Population	1,314,076	(Japan)
Foreign borns	1	0.9% (4.1%)
TB patients with homeless history	0	0.0% (1.4%)
Jobless TB patients getting public assistance, proportion among male TB patients aged 35-59 yrs	0	0.0% (10.6%)

Trends	'07	'08	'09	'10	'11
Notified cases	165	187	151	162	117
Rate per 100,000	12.1	13.8	11.3	12.2	8.9
Sputum smear pos. pul. cases	57	73	62	51	44
Rate per 100,000	4.2	5.4	4.6	3.8	3.3



	'07	'08	'09	'10	'11	Year of registration	'07	'08	'09	'10	Japan
† Excluding unknown delay(%)	13.1	18.3	17.8	7.8	15.3	Median days of treatment (all forms)	230	213	259	252	(272)
# Excluding unknown Tx(%)	1.8	1.7	2.0	3.7	6.3	Median days of hospitalization (pul. TB)	64	81	76	35	(65)