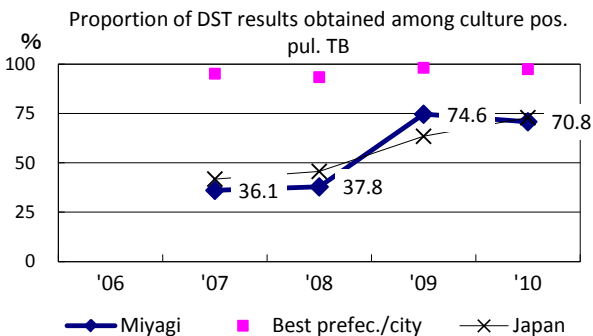
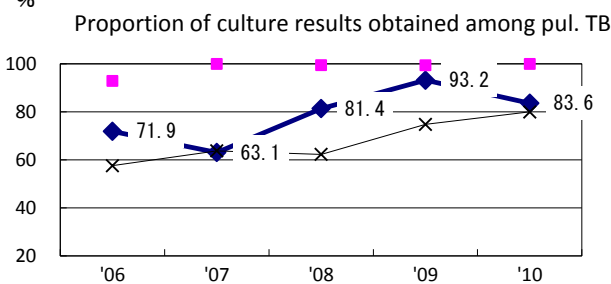
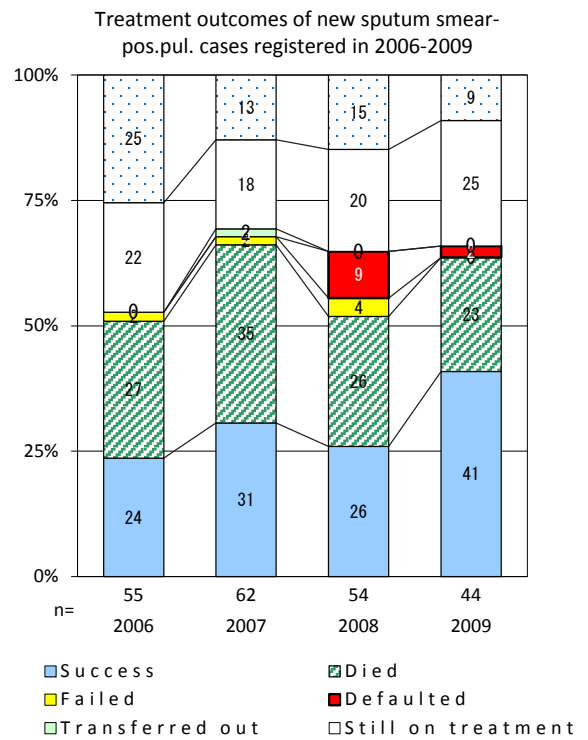
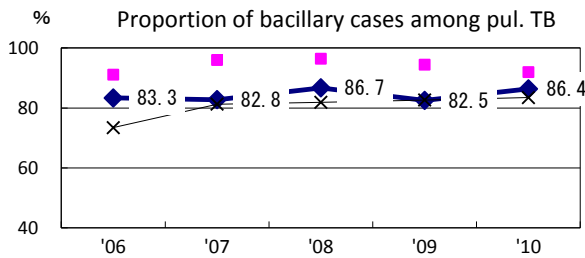
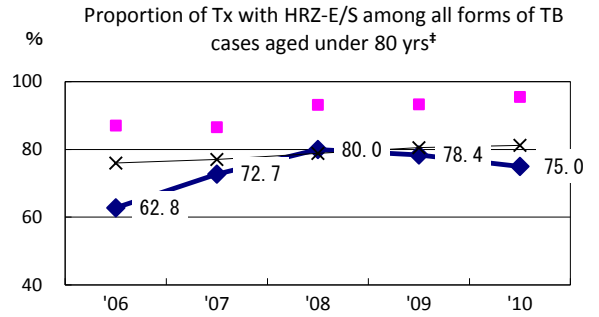
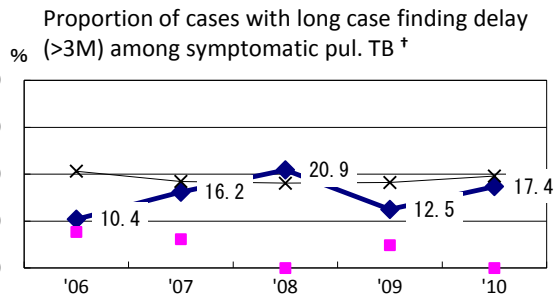
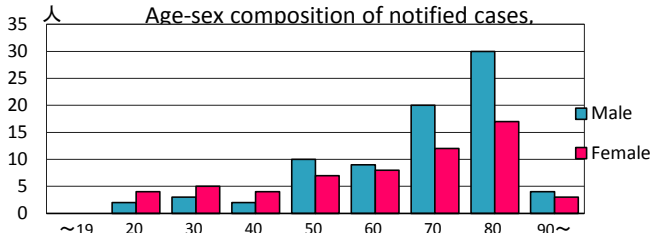
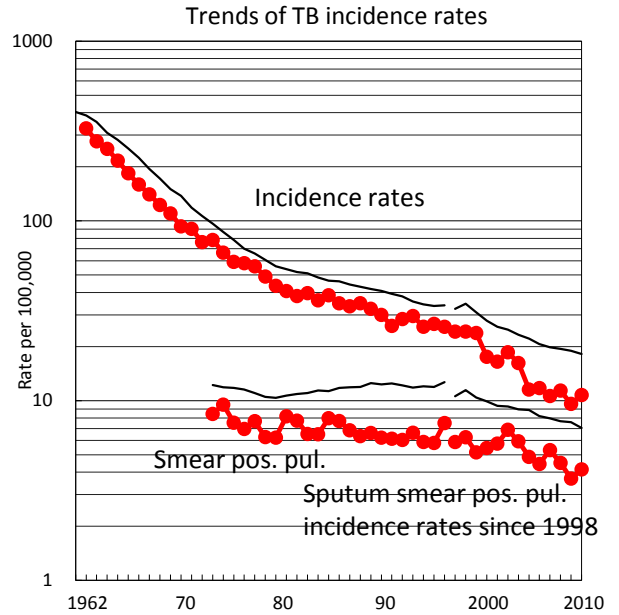


TB statistics in 2010					
Population	1,302,072			(Japan)	
Foreign borns	3	2.1%		(4.1%)	
TB patients with homeless history	0	0.0%		(1.4%)	
Jobless TB patients getting public assistance, proportion among male TB patients aged 35-59 yrs	0	0.0%		(10.8%)	
Trends	'06	'07	'08	'09	'10
Notified cases	156	140	149	125	140
Rate per 100,000	11.8	10.6	11.4	9.6	10.8
Sputum smear pos. pul. cases	59	70	59	48	54
Rate per 100,000	4.4	5.3	4.5	3.7	4.1



	'06	'07	'08	'09	'10	Year of registration	'07	'08	'09	Japan
†Excluding unknown delay(%)	11.1	31.3	45.6	56.8	68.9	Median days of treatment (all forms)	312	281	341	(270)
‡Excluding unknown Tx (%)	12.1	9.3	5.9	0.0	2.3	Median days of hospitalization (pul.TB)	111	93	87	(68)