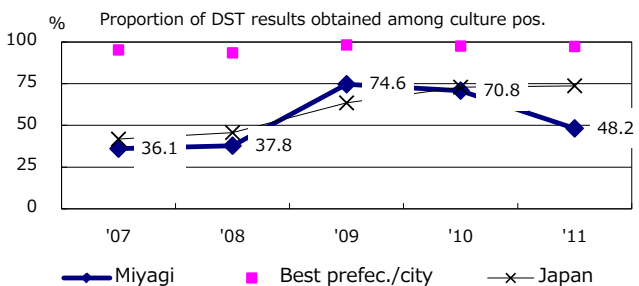
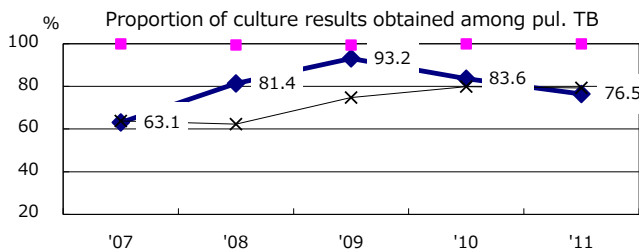
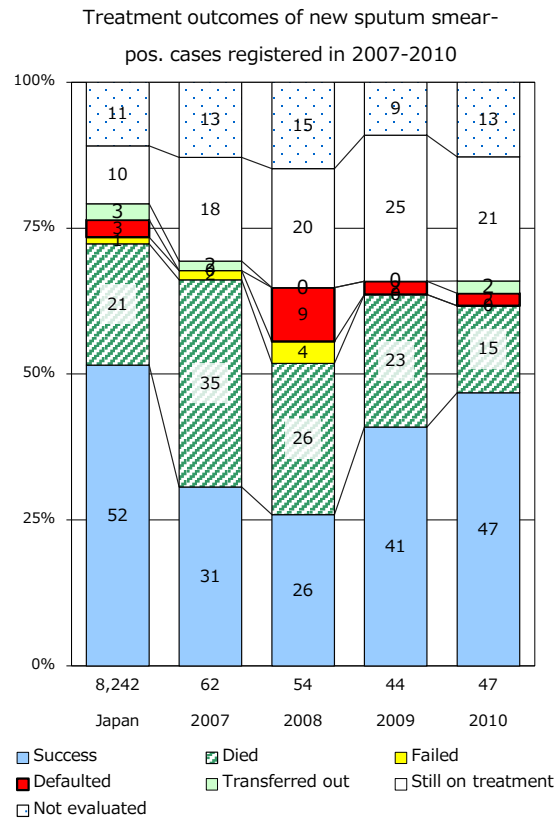
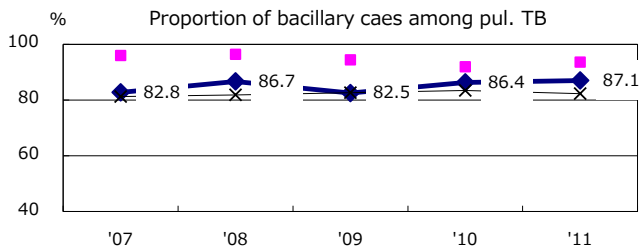
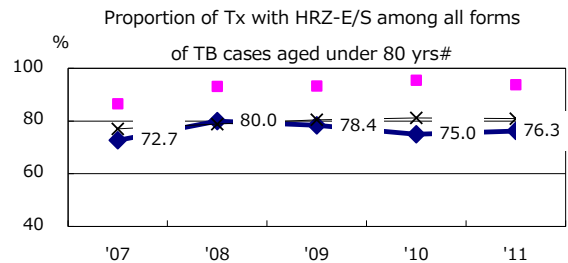
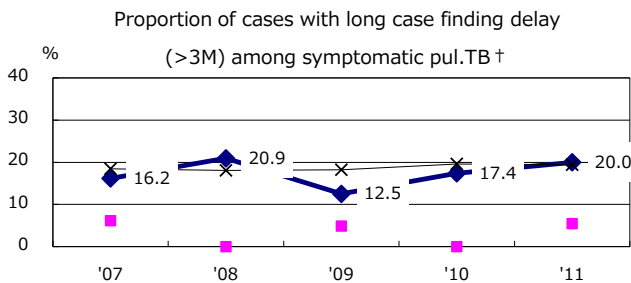
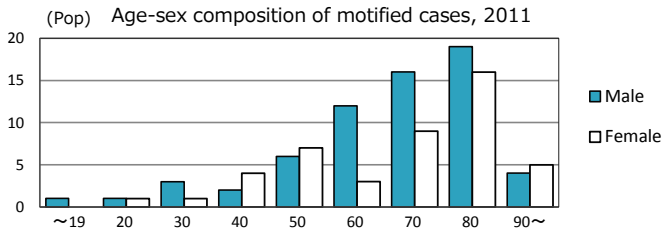
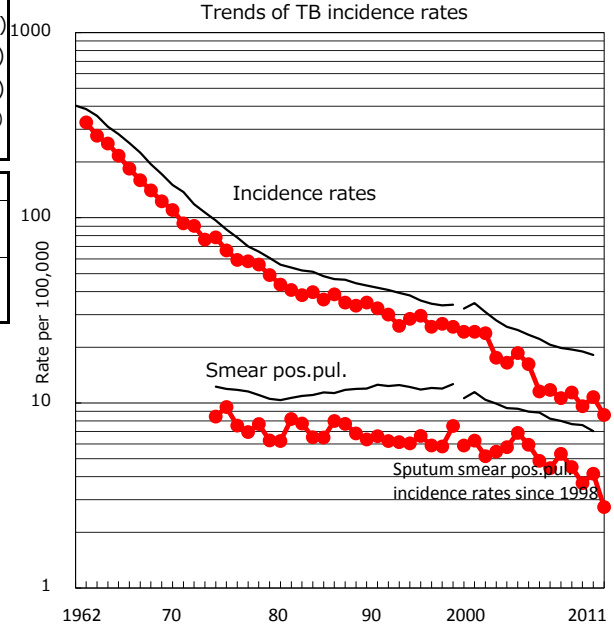


TB statistics in 2011		
Population	1,277,242	(Japan)
Foreign borns	2	1.8% (4.1%)
TB patients with homeless history	0	0.0% (1.4%)
Jobless TB patients getting public assistance, proportion among male TB patients aged 35-59 yrs	1	9.1% (10.6%)

Trends	'07	'08	'09	'10	'11
Notified cases	140	149	125	140	110
Rate per 100,000	10.6	11.4	9.6	10.8	8.6
Sputum smear pos. pul. cases	70	59	48	54	35
Rate per 100,000	5.3	4.5	3.7	4.1	2.7



	'07	'08	'09	'10	'11	Year of registration	'07	'08	'09	'10	Japan
† Excluding unknown delay(%)	31.3	45.6	56.8	68.9	59.0	Median days of treatment (all forms)	312	281	341	280	(272)
# Excluding unknown Tx(%)	9.3	5.9	0.0	2.3	10.6	Median days of hospitalization (pul. TB)	111	93	87	80	(65)