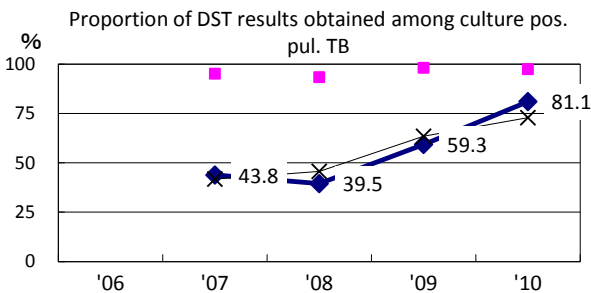
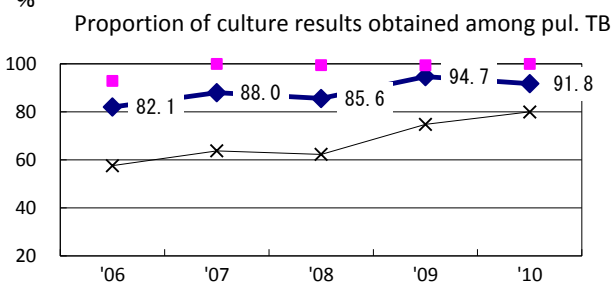
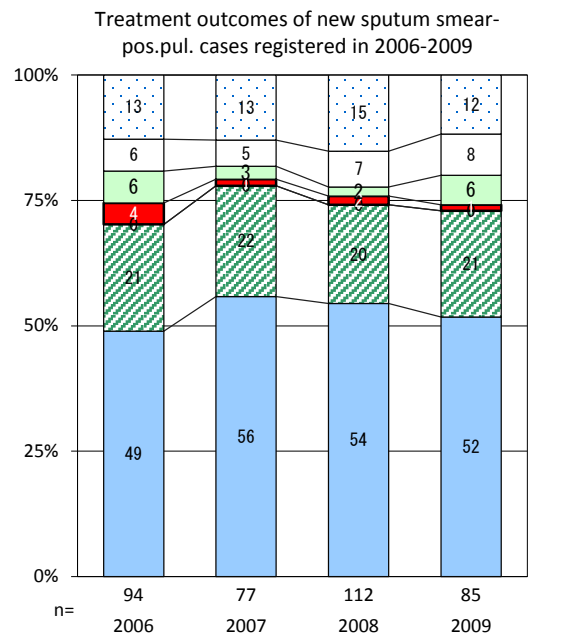
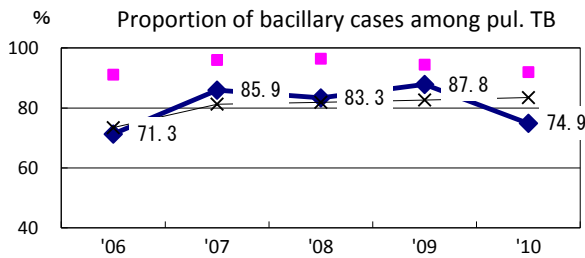
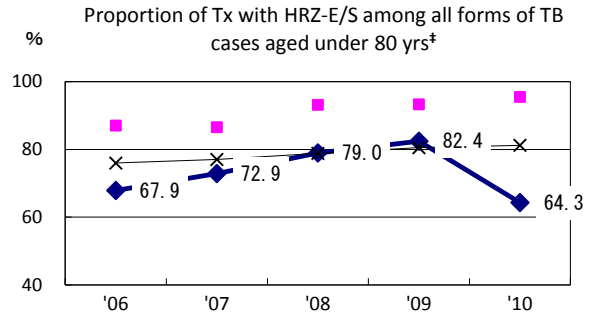
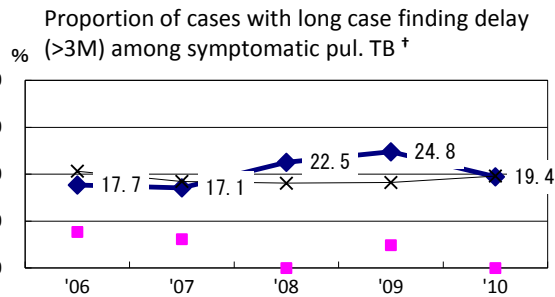
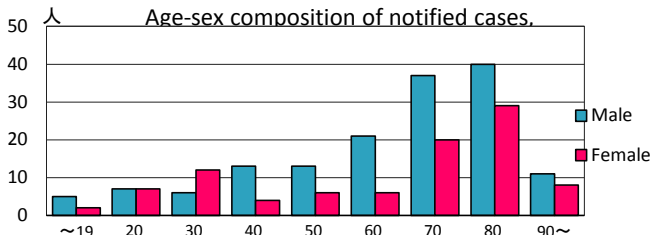
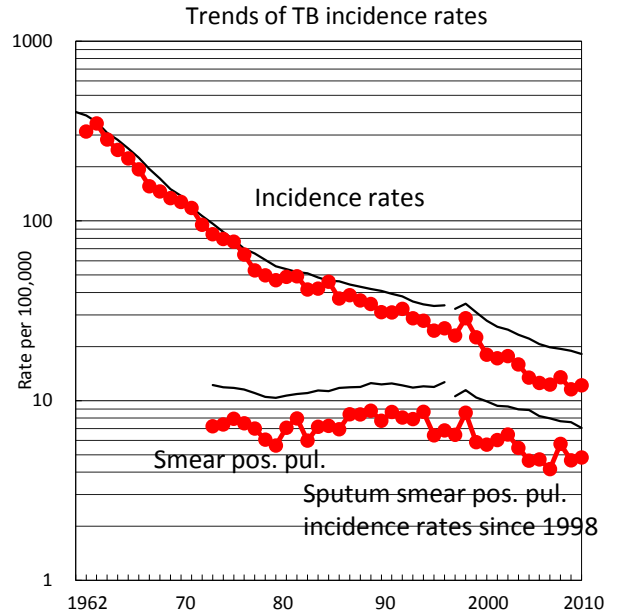


# Fukushima

TB statistics in 2010					
Population	2,028,752			(Japan)	
Foreign borns	2	0.8%		(4.1%)	
TB patients with homeless history	4	1.6%		(1.4%)	
Jobless TB patients getting public assistance, proportion among male TB patients aged 35-59 yrs	4	12.5%		(10.8%)	
Trends	'06	'07	'08	'09	'10
Notified cases	261	254	277	236	247
Rate per 100,000	12.5	12.3	13.5	11.6	12.2
Sputum smear pos. pul. cases	98	86	118	95	98
Rate per 100,000	4.7	4.2	5.7	4.7	4.8



◆ Fukushima    ■ Best prefec./city    × Japan

†Excluding unknown delay(%)	'06	'07	'08	'09	'10	Year of registration	'07	'08	'09	Japan
‡Excluding unknown Tx (%)	2.6	18.2	16.0	28.3	34.5	Median days of treatment (all forms)	268	267	276	(270)
	2.1	5.1	6.9	2.4	1.3	Median days of hospitalization (pul.TB)	85	89	95	(68)