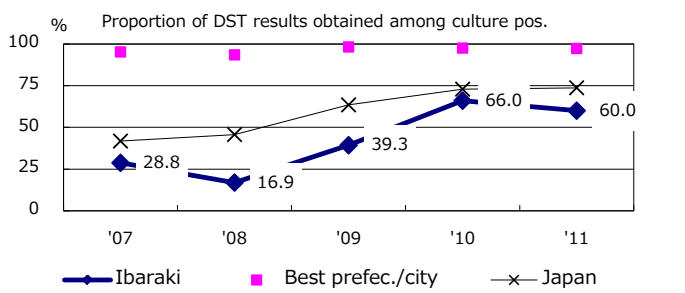
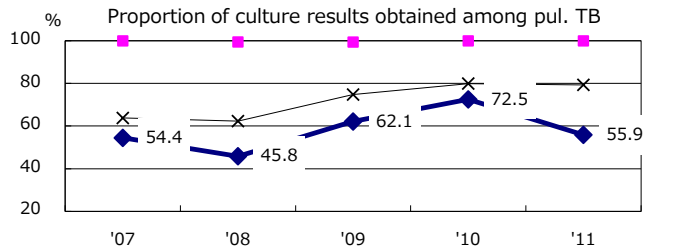
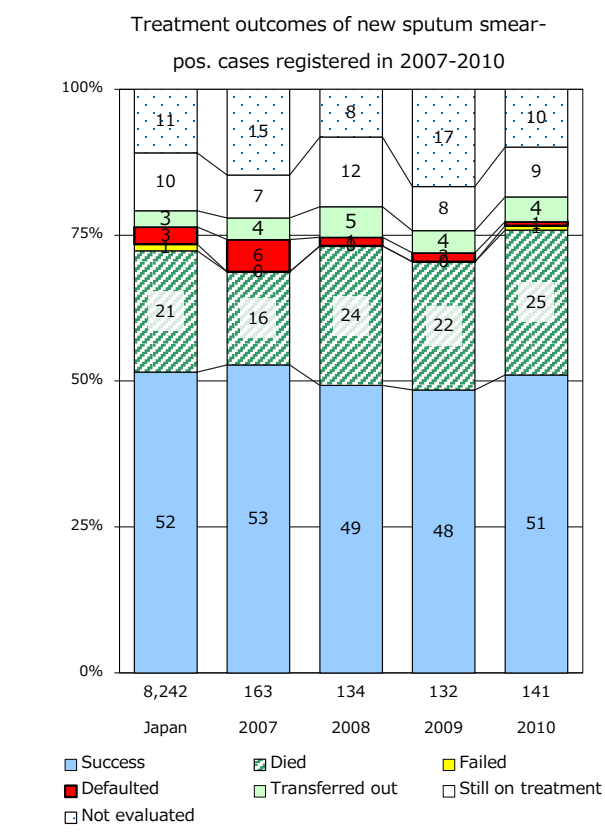
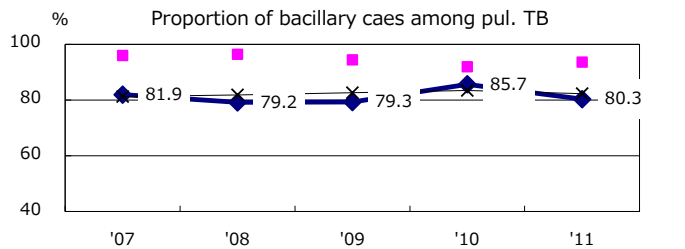
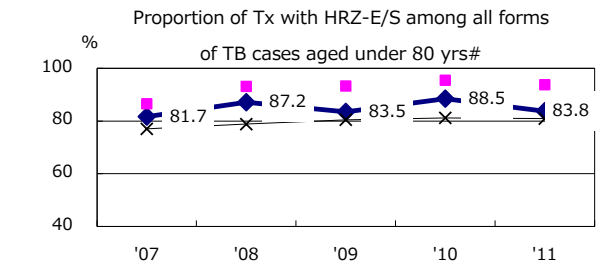
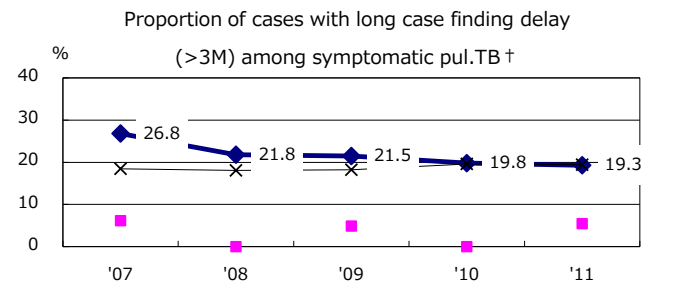
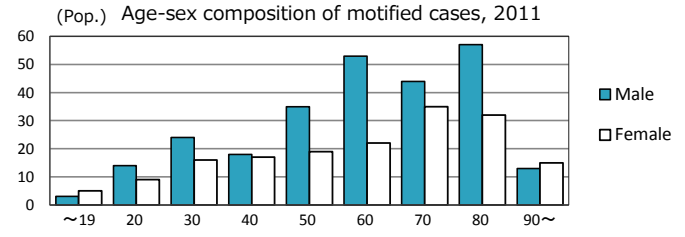
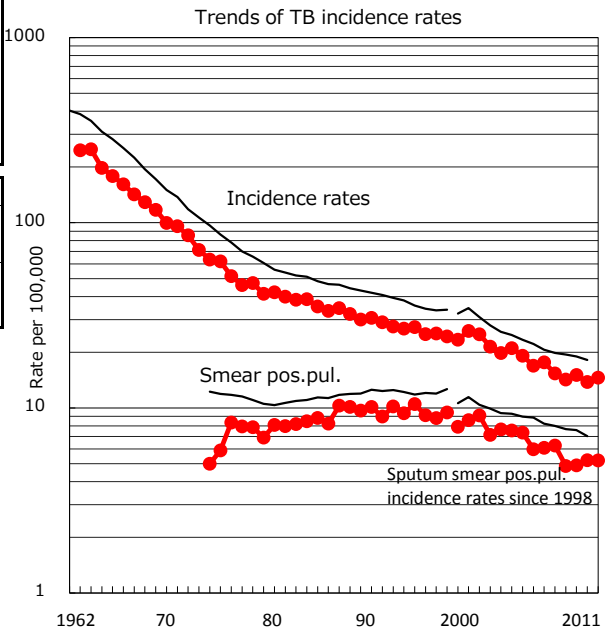


TB statistics in 2011		
Population	2,957,706	(Japan)
Foreign borns	25	5.8% (4.1%)
TB patients with homeless history	1	0.2% (1.4%)
Jobless TB patients getting public assistance, proportion among male TB patients aged 35-59 yrs	2	2.6% (10.6%)

Trends	'07	'08	'09	'10	'11
Notified cases	456	422	446	410	431
Rate per 100,000	15.4	14.2	15.1	13.8	14.6
Sputum smear pos. pul. cases	186	144	145	155	154
Rate per 100,000	6.3	4.9	4.9	5.2	5.2



	'07	'08	'09	'10	'11	Year of registration	'07	'08	'09	'10	Japan
† Excluding unknown delay(%)	22.1	37.3	49.4	62.6	73.5	Median days of treatment (all forms)	214	252	220	253	(272)
# Excluding unknown Tx(%)	1.7	5.0	1.8	0.9	3.8	Median days of hospitalization (pul.TB)	50	53	41	50	(65)