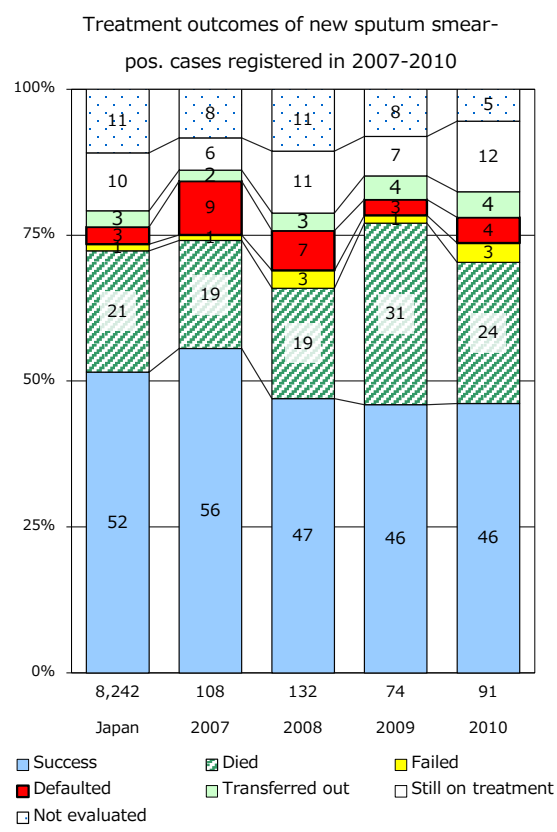
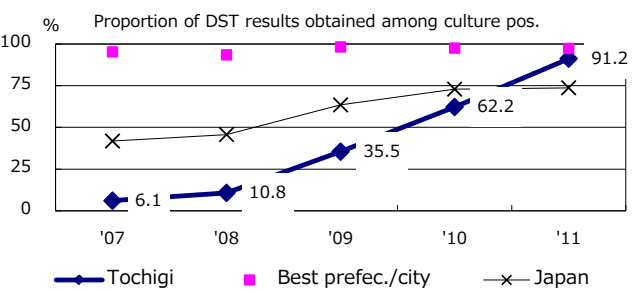
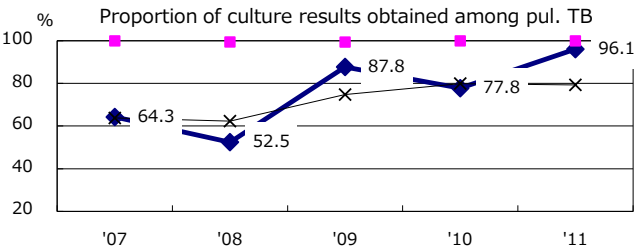
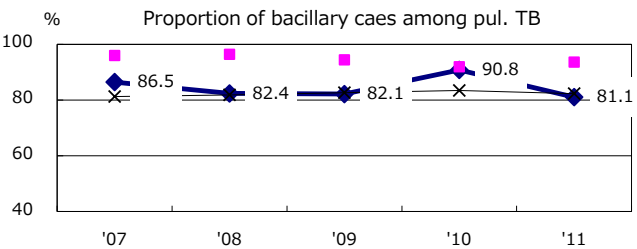
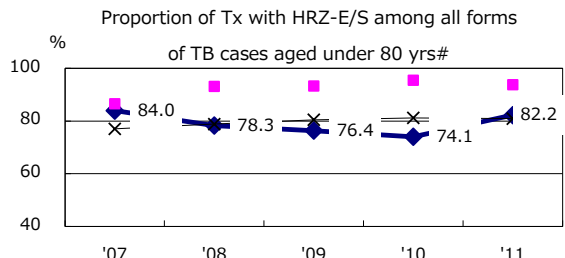
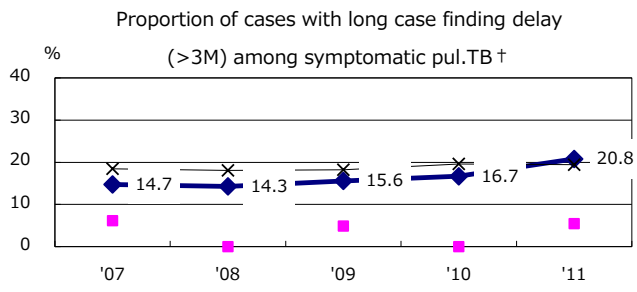
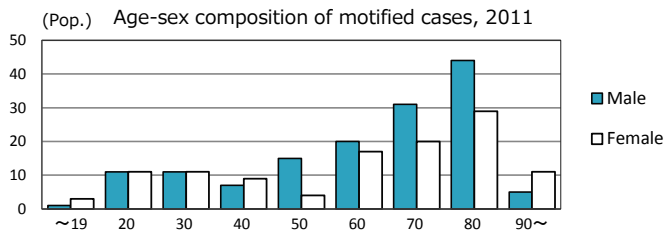
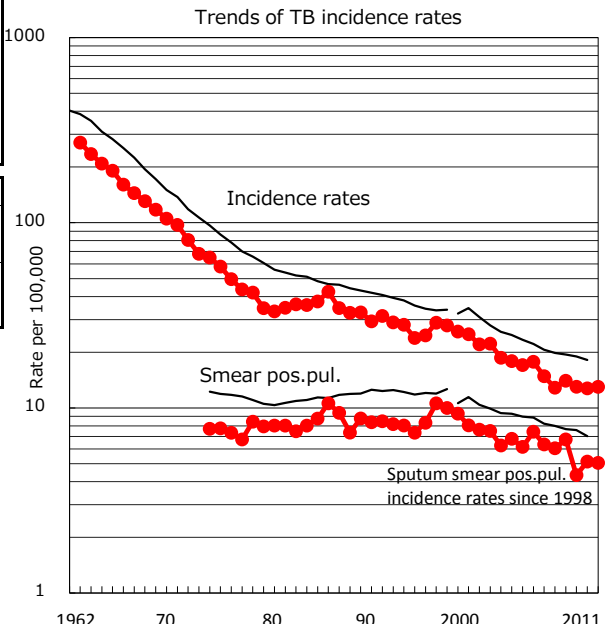


TB statistics in 2011		
Population	2,000,010	(Japan)
Foreign borns	14	5.4% (4.1%)
TB patients with homeless history	1	0.4% (1.4%)
Jobless TB patients getting public assistance, proportion among male TB patients aged 35-59 yrs	3	9.1% (10.6%)

Trends	'07	'08	'09	'10	'11
Notified cases	259	282	261	256	260
Rate per 100,000	12.9	14.0	13.0	12.8	13.0
Sputum smear pos. pul. cases	122	136	87	103	101
Rate per 100,000	6.1	6.8	4.3	5.1	5.0



	'07	'08	'09	'10	'11	Year of registration	'07	'08	'09	'10	Japan
† Excluding unknown delay(%)	7.1	65.2	50.3	16.9	0.0	Median days of treatment (all forms)	270	267	270	275	(272)
# Excluding unknown Tx(%)	11.4	9.3	4.2	4.2	1.2	Median days of hospitalization (pul. TB)	78	78	80	71	(65)