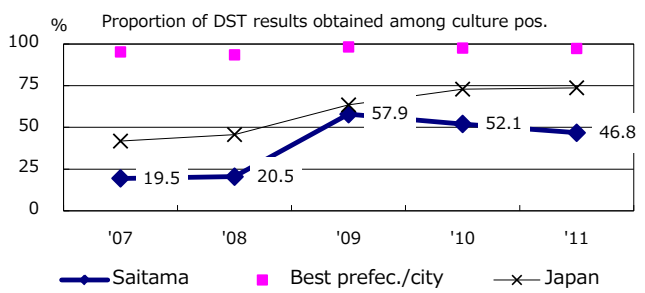
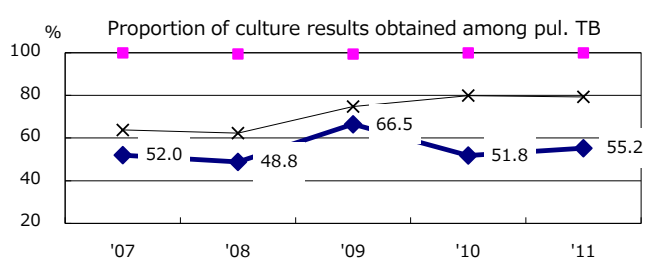
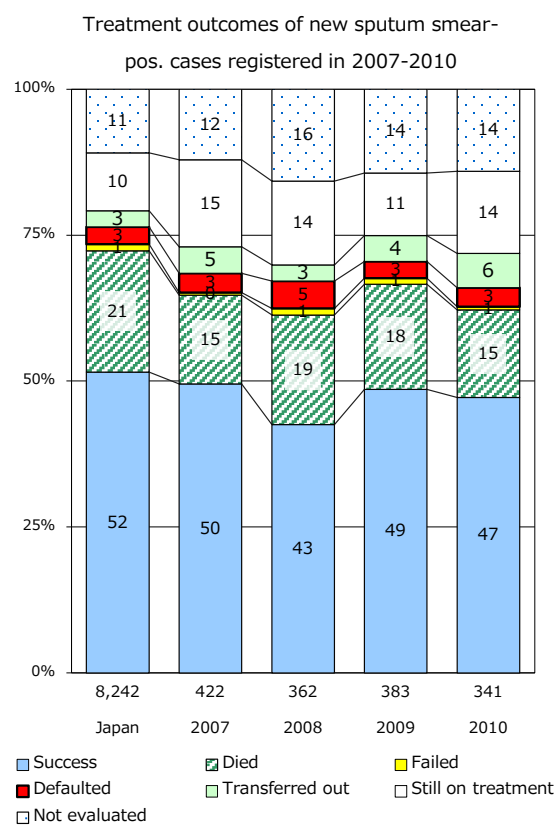
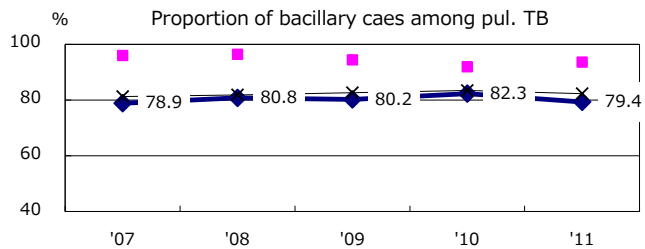
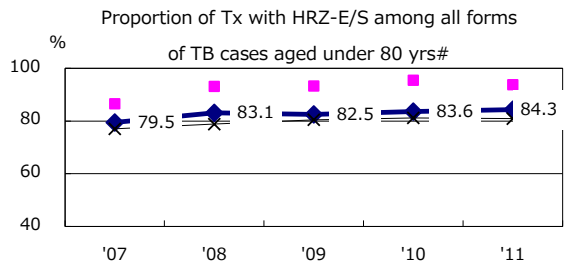
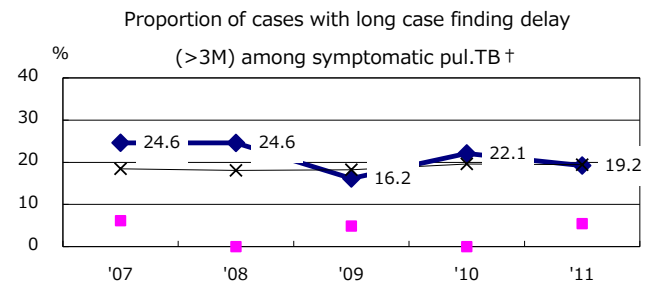
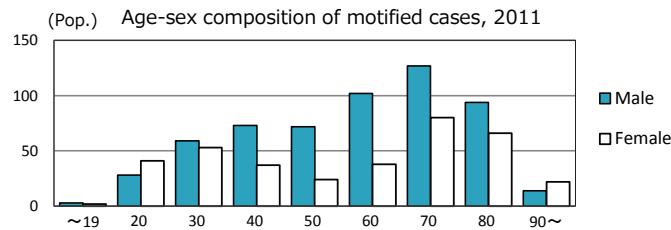
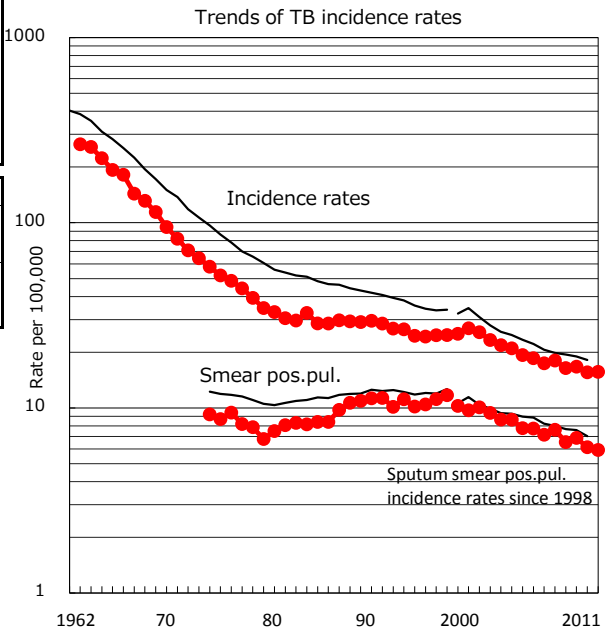


TB statistics in 2011			
Population	5,969,213	(Japan)	
Foreign borns	45	4.8%	(4.1%)
TB patients with homeless history	11	1.2%	(1.4%)
Jobless TB patients getting public assistance, proportion among male TB patients aged 35-59 yrs	10	4.9%	(10.6%)

Trends	'07	'08	'09	'10	'11
Notified cases	1,062	969	987	929	935
Rate per 100,000	18.0	16.4	16.7	15.6	15.7
Sputum smear pos.pul.cases	449	386	407	366	354
Rate per 100,000	7.6	6.5	6.9	6.1	5.9



	'07	'08	'09	'10	'11	Year of registration	'07	'08	'09	'10	Japan
† Excluding unknown delay(%)	35.6	58.4	46.1	50.2	44.9	Median days of treatment (all forms)	274	272	263	267	(272)
#Excluding unknown Tx(%)	5.7	7.8	4.3	5.6	3.2	Median days of hospitalization (pul.TB)	57	57	60	62	(65)