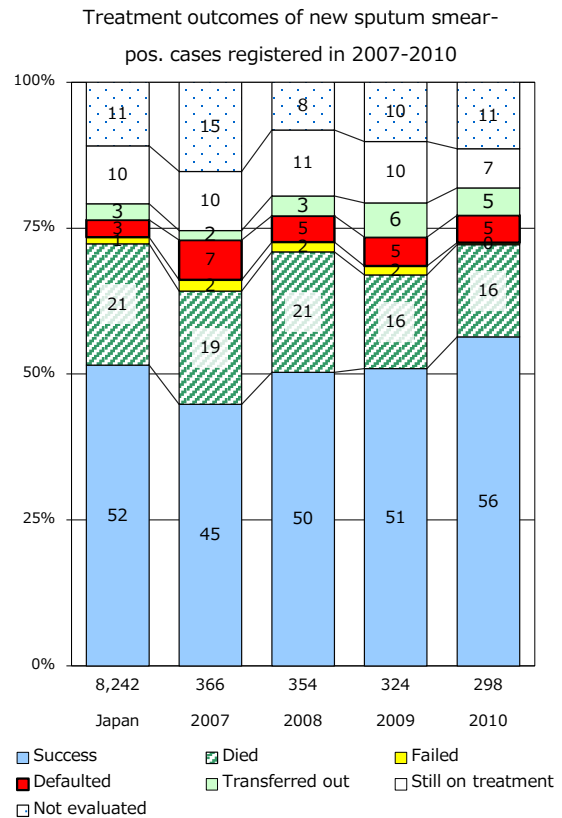
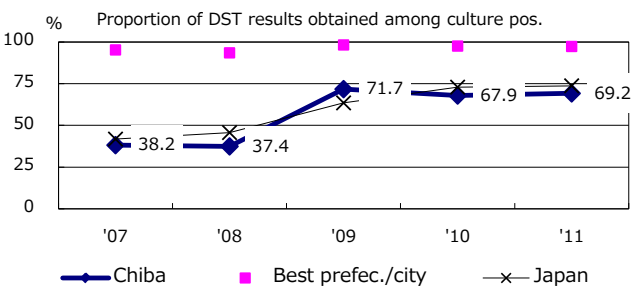
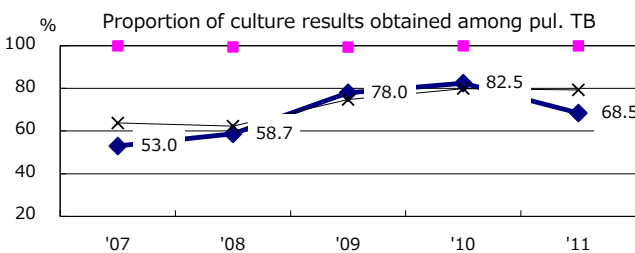
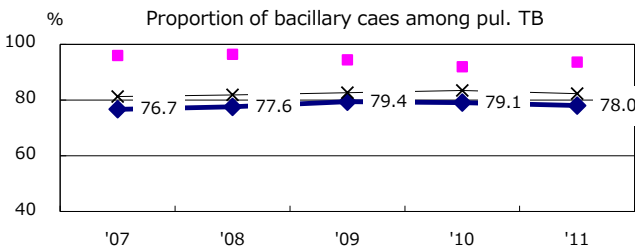
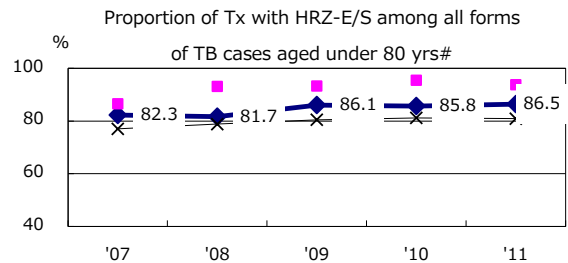
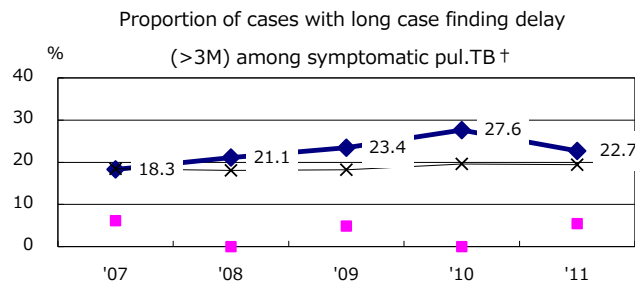
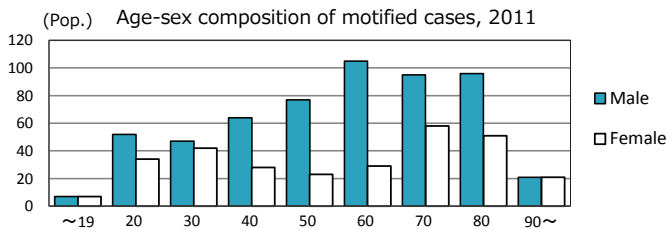
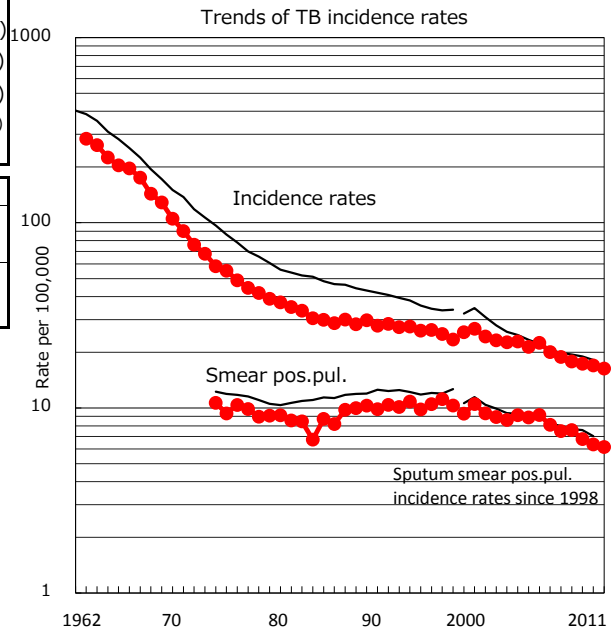


TB statistics in 2011		
Population	5,251,028	(Japan)
Foreign borns	38	4.4% (4.1%)
TB patients with homeless history	9	1.1% (1.4%)
Jobless TB patients getting public assistance, proportion among male TB patients aged 35-59 yrs	11	5.9% (10.6%)

Trends	'07	'08	'09	'10	'11
Notified cases	973	922	898	892	857
Rate per 100,000	18.9	17.8	17.3	17.0	16.3
Sputum smear pos. pul. cases	387	393	352	334	323
Rate per 100,000	7.5	7.6	6.8	6.4	6.2



	'07	'08	'09	'10	'11	Year of registration	'07	'08	'09	'10	Japan
† Excluding unknown delay(%)	37.9	54.7	59.7	53.1	34.6	Median days of treatment (all forms)	236	246	212	205	(272)
# Excluding unknown Tx(%)	3.0	3.5	1.4	2.6	1.5	Median days of hospitalization (pul. TB)	59	60	64	46	(65)