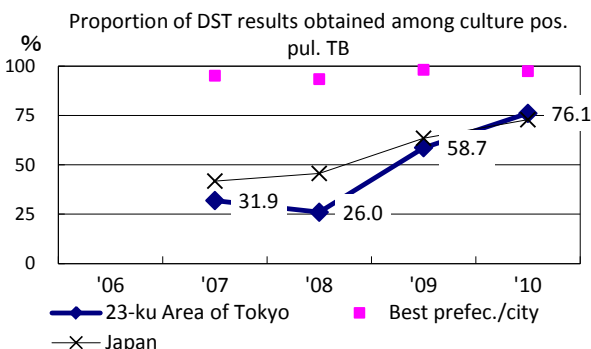
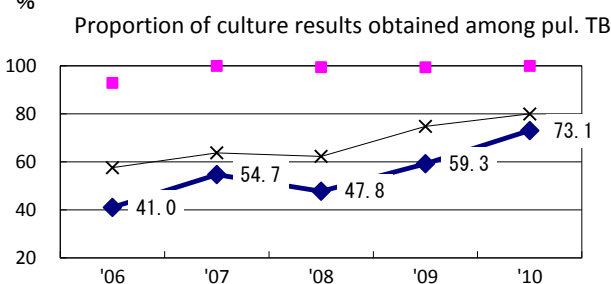
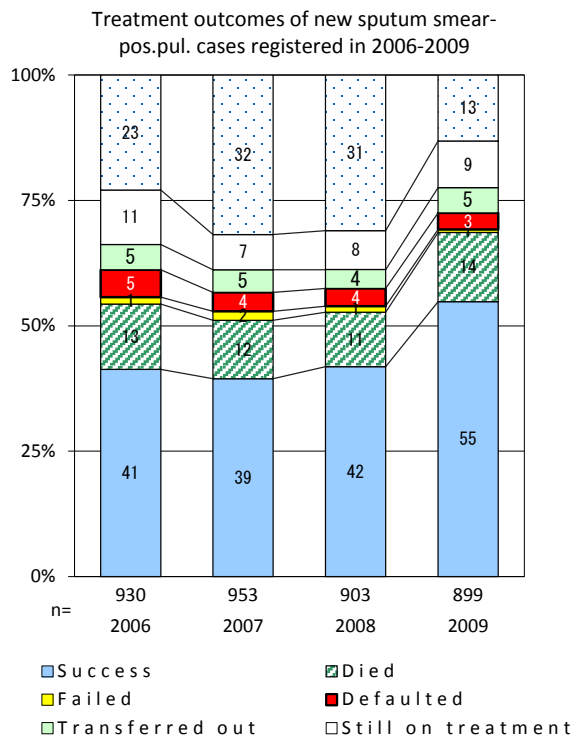
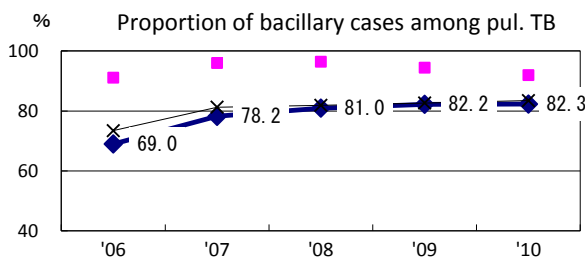
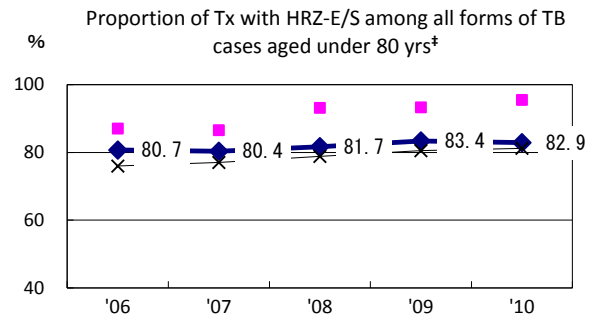
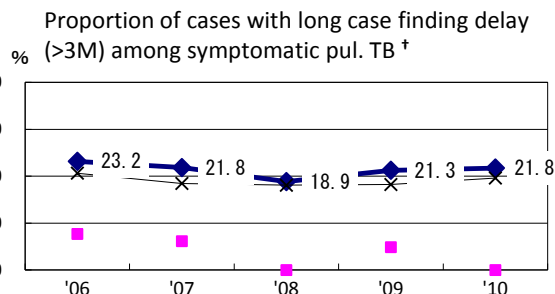
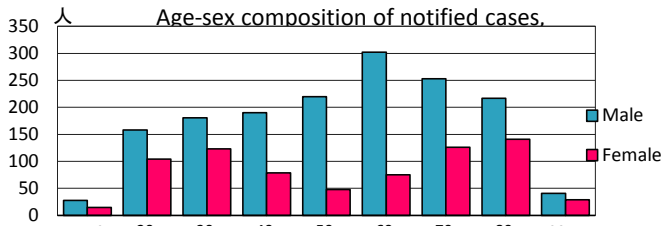
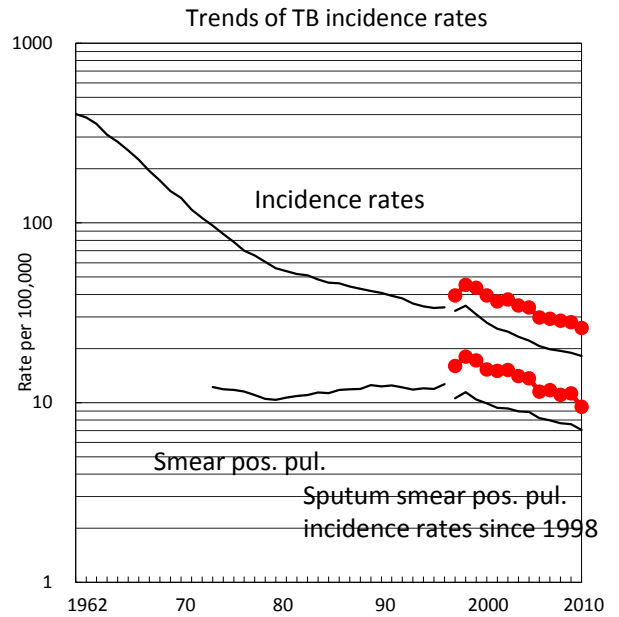


Included in Tokyo

23-ku Area of Tokyo

TB statistics in 2010					
Population	8,949,447			(Japan)	
Foreign borns	180	7.7%		(4.1%)	
TB patients with homeless history	140	6.0%		(1.4%)	
Jobless TB patients getting public assistance, proportion among male TB patients aged 35-59 yrs	95	16.1%		(10.8%)	
Trends	'06	'07	'08	'09	'10
Notified cases	2,542	2,535	2,497	2,468	2,330
Rate per 100,000	29.8	29.3	28.6	28.0	26.0
Sputum smear pos. pul. cases	983	1,016	966	992	849
Rate per 100,000	11.5	11.7	11.1	11.3	9.5



	'06	'07	'08	'09	'10	Year of registration	'07	'08	'09	Japan
†Excluding unknown delay(%)	22.3	41.6	55.9	64.8	48.5	Median days of treatment (all forms)	266	256	254	(270)
‡Excluding unknown Tx (%)	20.8	16.7	17.3	17.2	4.4	Median days of hospitalization (pul.TB)	67	70	70	(68)