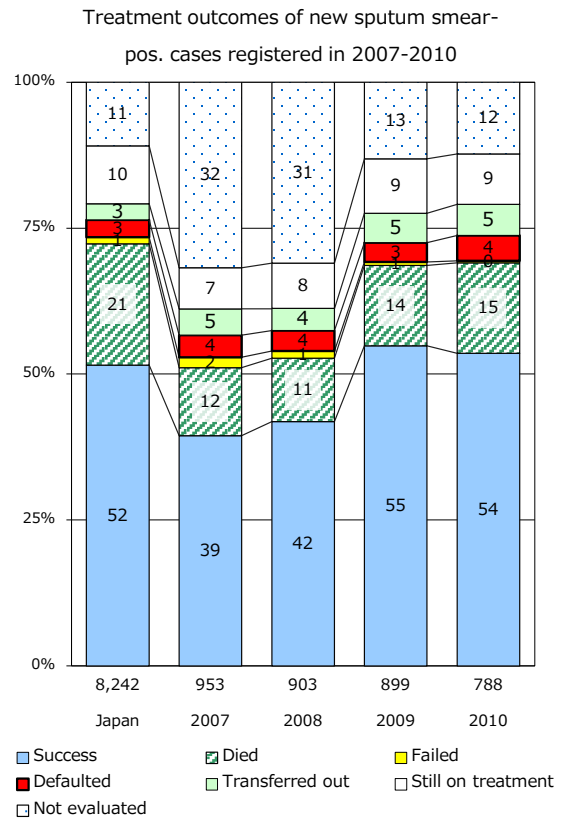
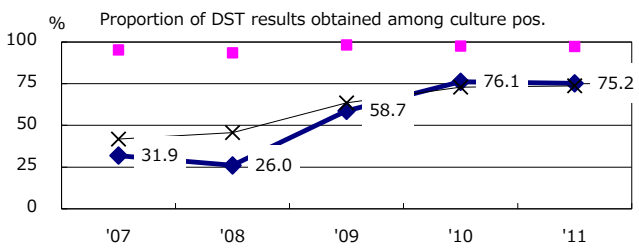
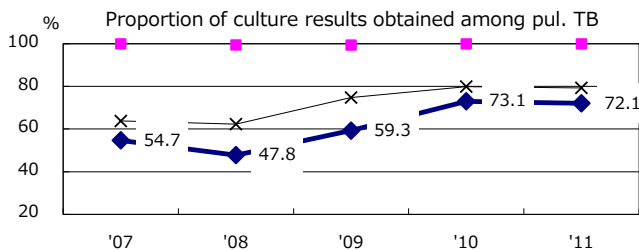
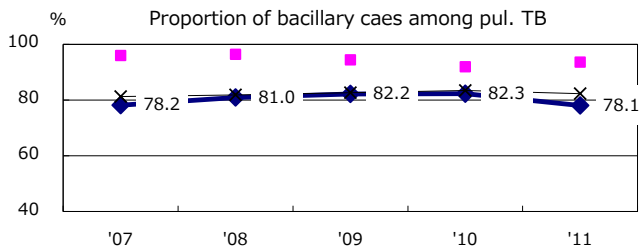
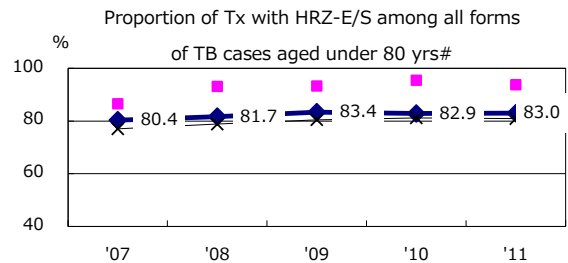
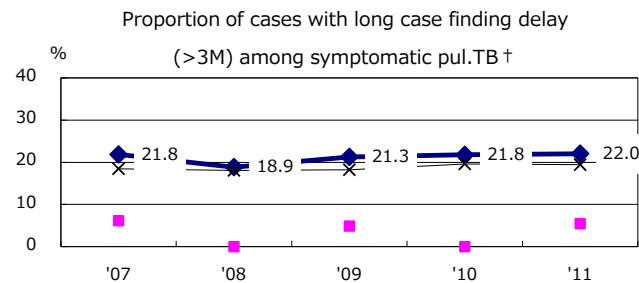
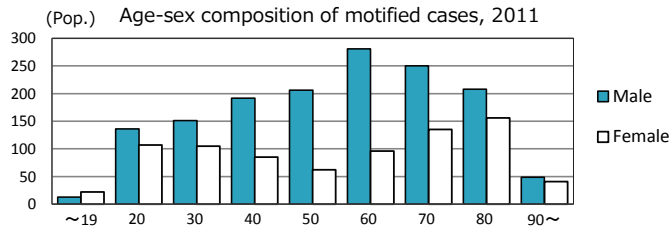
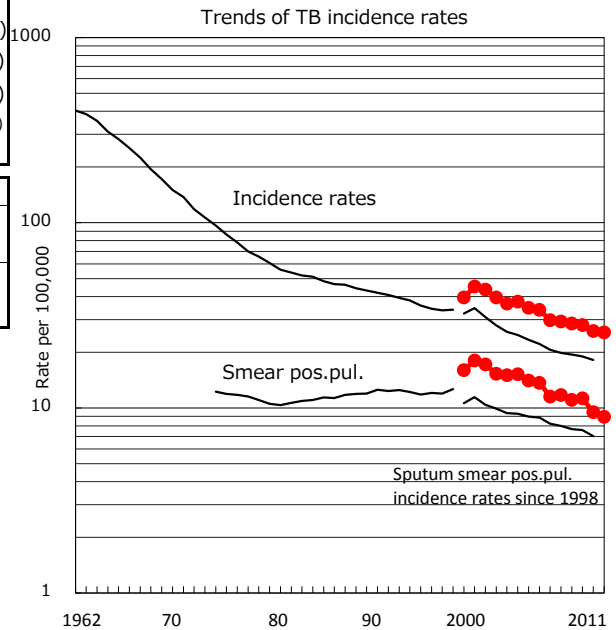


TB statistics in 2011		
Population	8,966,679	(Japan)
Foreign borns	164	7.1% (4.1%)
TB patients with homeless history	139	6.1% (1.4%)
Jobless TB patients getting public assistance, proportion among male TB patients aged 35-59 yrs	87	15.8% (10.6%)

Trends	'07	'08	'09	'10	'11
Notified cases	2,535	2,497	2,468	2,330	2,295
Rate per 100,000	29.3	28.6	28.0	26.0	25.6
Sputum smear pos. pul. cases	1,016	966	992	849	803
Rate per 100,000	11.7	11.1	11.3	9.5	9.0



	'07	'08	'09	'10	'11	Year of registration	'07	'08	'09	'10	Japan
† Excluding unknown delay(%)	41.6	55.9	64.8	48.5	51.8	Median days of treatment (all forms)	266	256	254	246	(272)
# Excluding unknown Tx(%)	16.7	17.3	17.2	4.4	4.5	Median days of hospitalization (pul. TB)	67	70	70	63	(65)