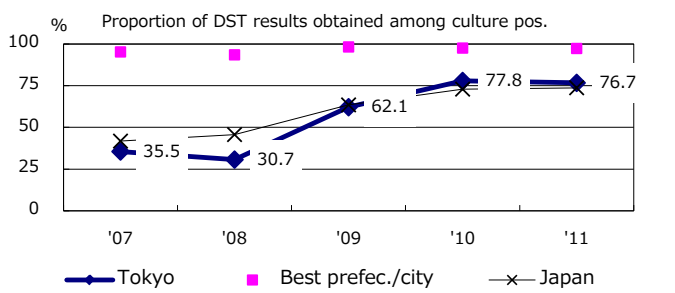
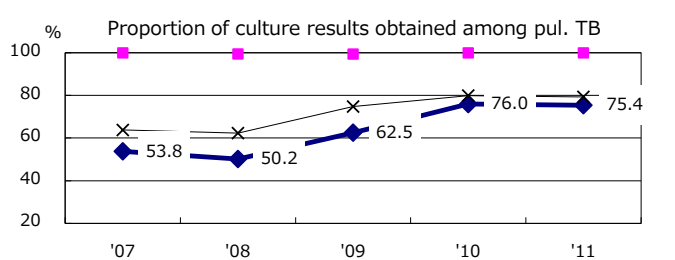
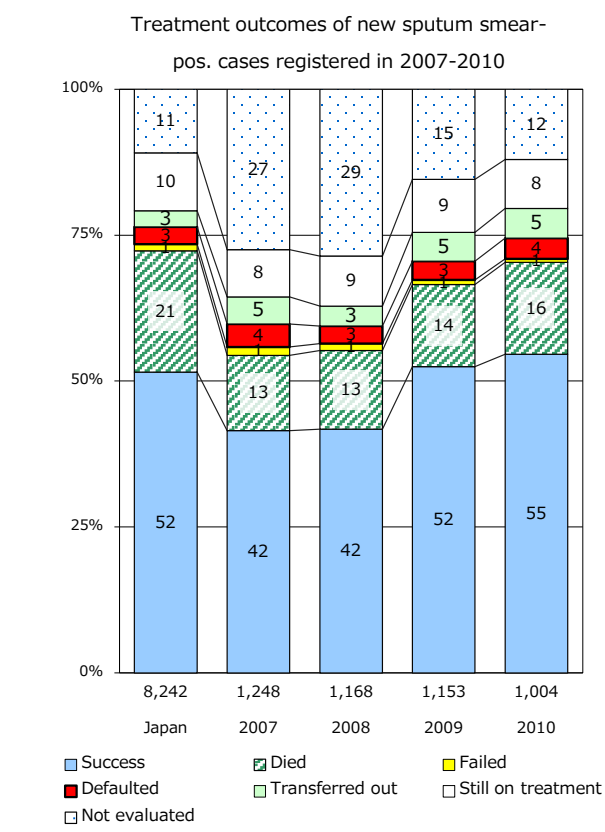
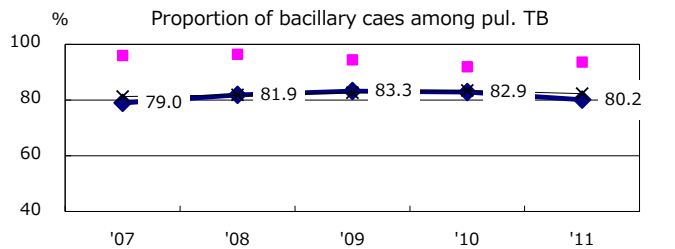
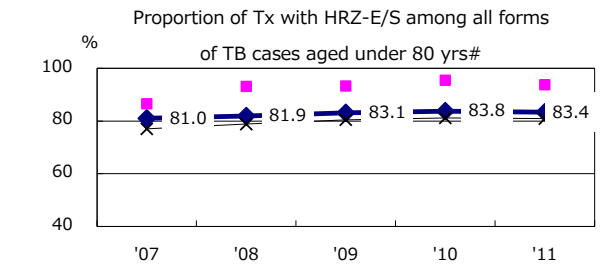
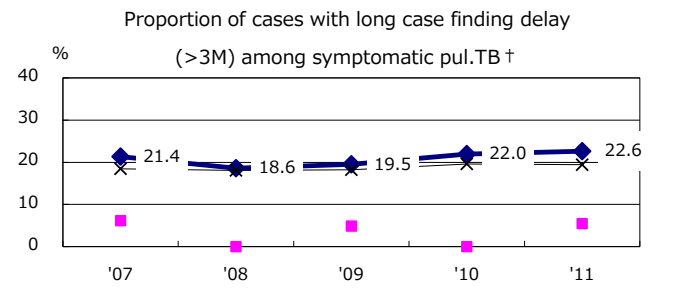
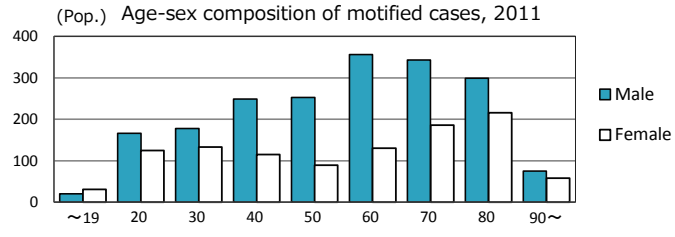
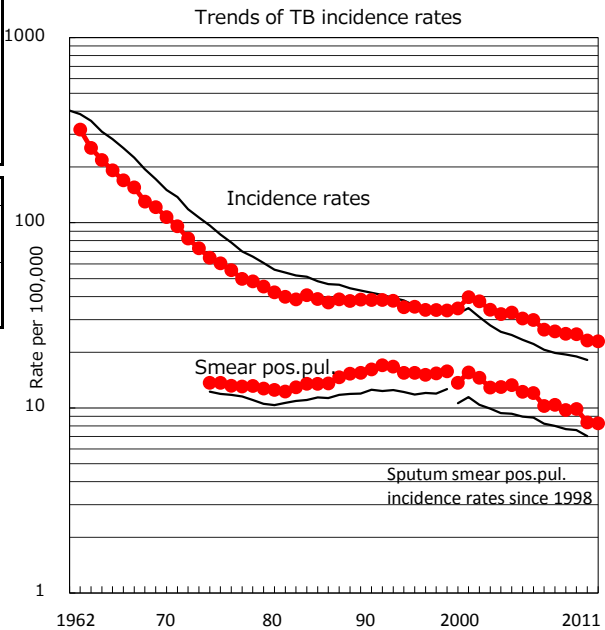


TB statistics in 2011		
Population	13,195,974	(Japan)
Foreign borns	194	6.4% (4.1%)
TB patients with homeless history	143	4.7% (1.4%)
Jobless TB patients getting public assistance, proportion among male TB patients aged 35-59 yrs	96	14.1% (10.6%)

Trends	'07	'08	'09	'10	'11
Notified cases	3,305	3,228	3,219	3,045	3,022
Rate per 100,000	25.9	25.1	25.0	23.1	22.9
Sputum smear pos.pul.cases	1,326	1,251	1,270	1,099	1,090
Rate per 100,000	10.4	9.7	9.9	8.3	8.3



	'07	'08	'09	'10	'11	Year of registration	'07	'08	'09	'10	Japan
† Excluding unknown delay(%)	41.6	57.0	64.1	43.3	45.2	Median days of treatment (all forms)	267	263	253	245	(272)
# Excluding unknown Tx(%)	14.3	16.2	15.9	4.4	4.3	Median days of hospitalization (pul.TB)	65	68	68	62	(65)