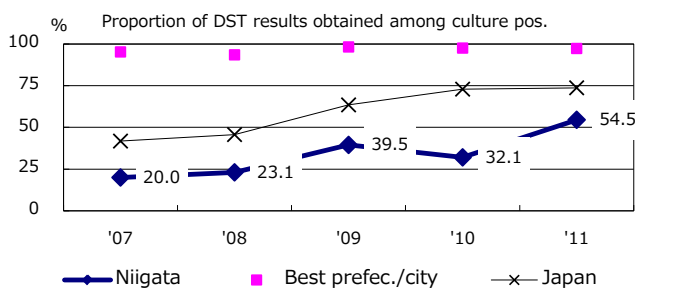
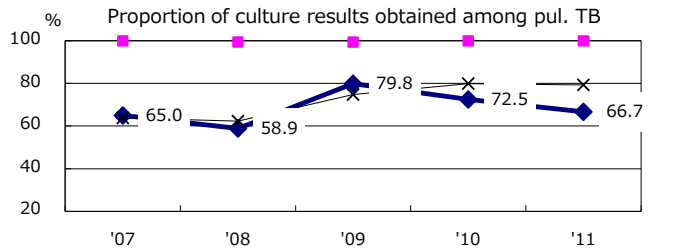
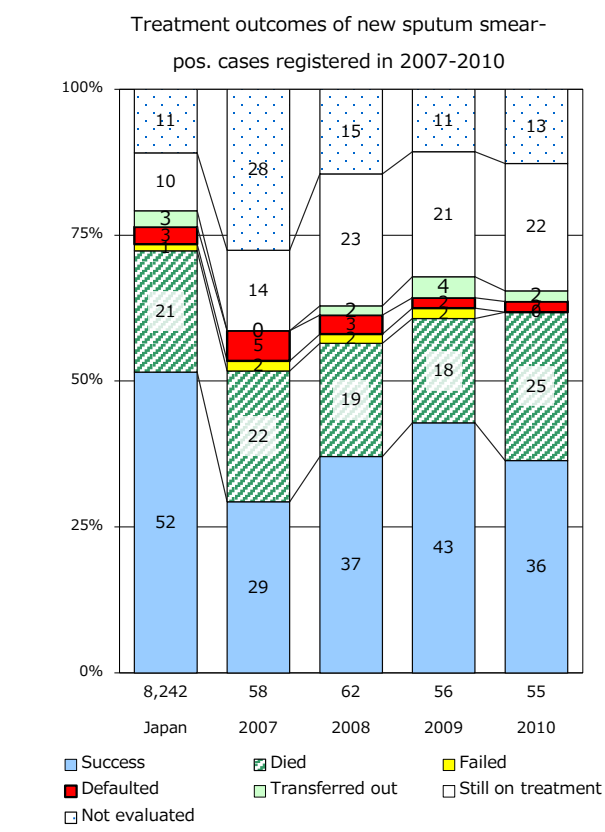
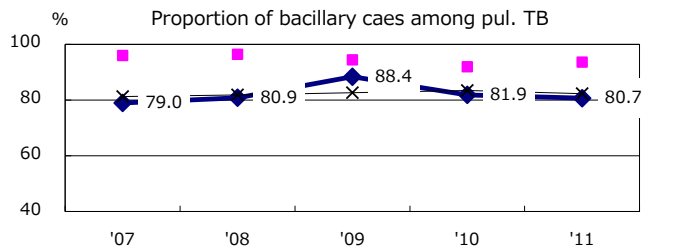
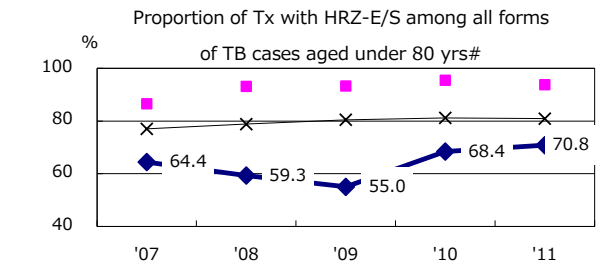
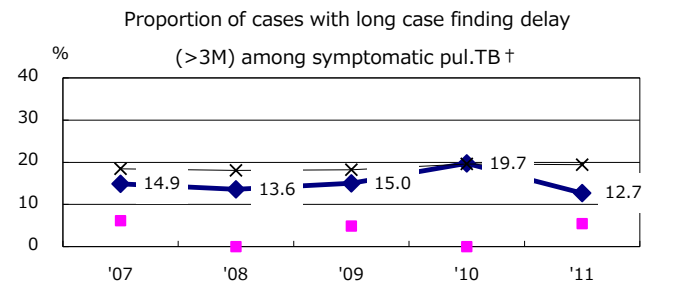
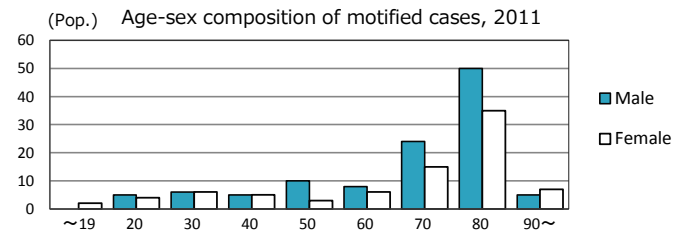
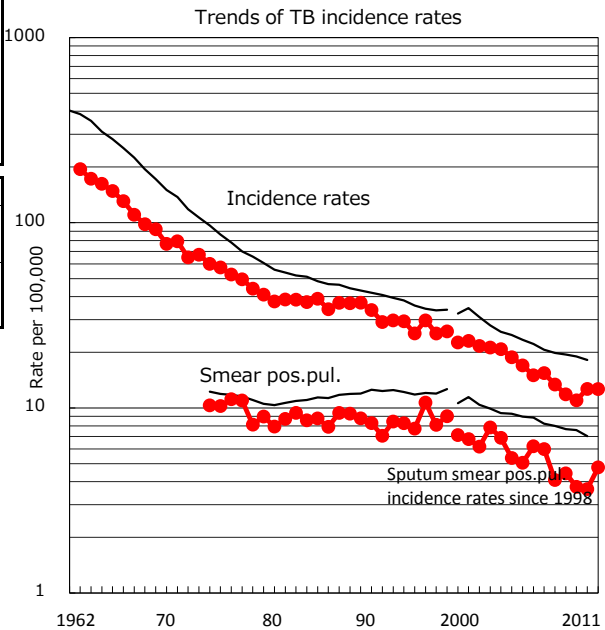


TB statistics in 2011		
Population	1,549,700	(Japan)
Foreign borns	9	4.6% (4.1%)
TB patients with homeless history	0	0.0% (1.4%)
Jobless TB patients getting public assistance, proportion among male TB patients aged 35-59 yrs	0	0.0% (10.6%)

Trends	'07	'08	'09	'10	'11
Notified cases	213	187	173	198	196
Rate per 100,000	13.4	11.8	11.0	12.7	12.6
Sputum smear pos. pul. cases	65	70	59	57	74
Rate per 100,000	4.1	4.4	3.7	3.6	4.8



	'07	'08	'09	'10	'11	Year of registration	'07	'08	'09	'10	Japan
† Excluding unknown delay(%)	22.3	22.1	20.8	30.9	45.7	Median days of treatment (all forms)	293	282	282	281	(272)
#Excluding unknown Tx(%)	10.0	6.3	2.0	4.2	3.0	Median days of hospitalization (pul.TB)	59	66	53	57	(65)