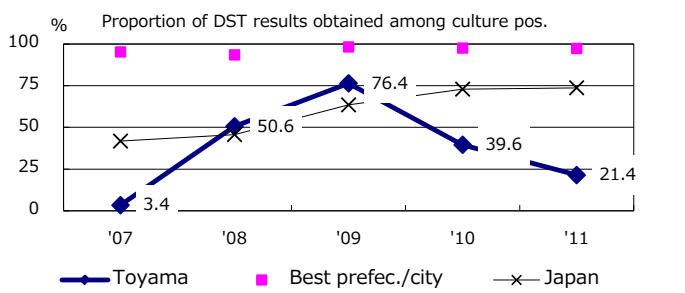
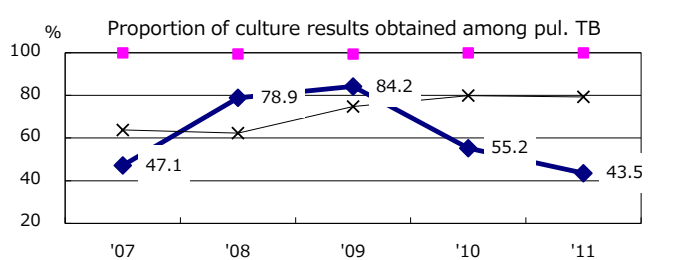
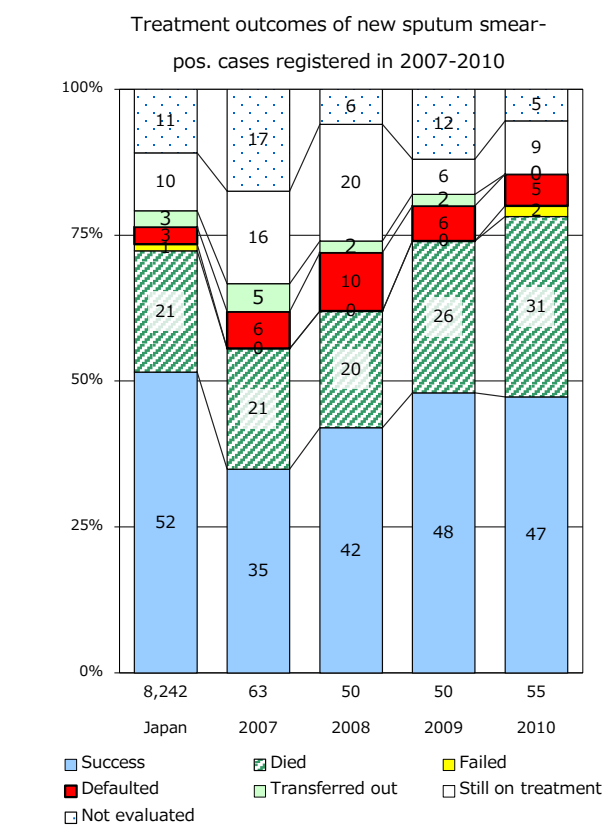
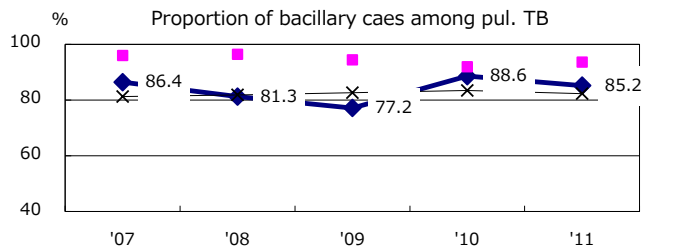
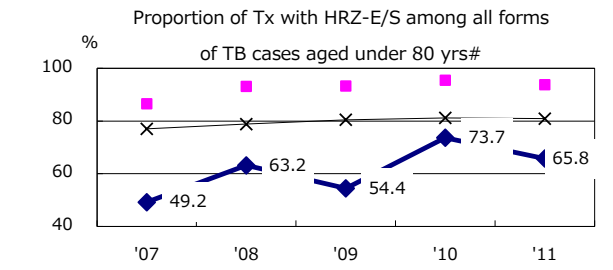
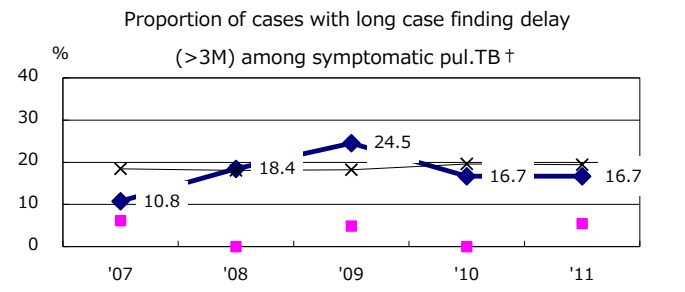
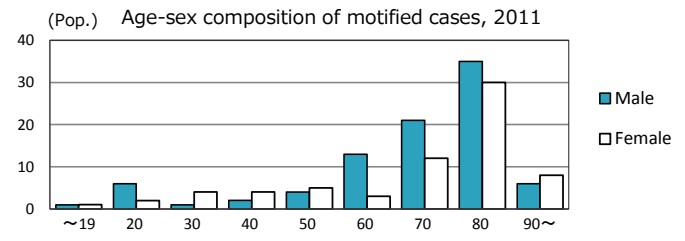
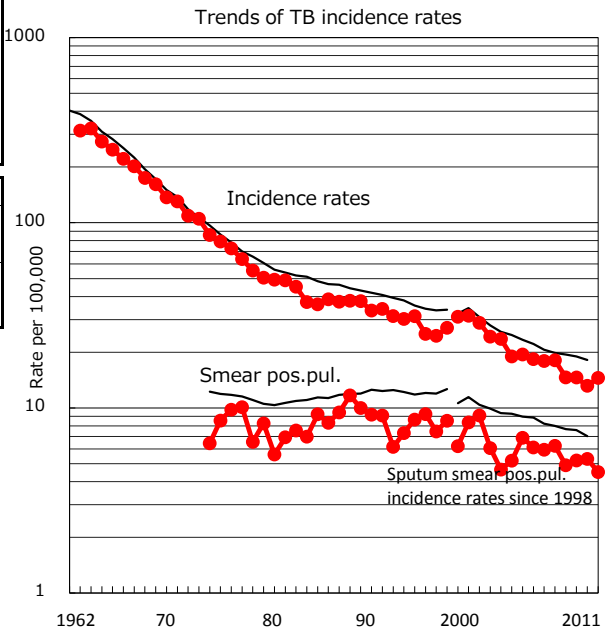


TB statistics in 2011		
Population	1,087,745	(Japan)
Foreign borns	11	7.0% (4.1%)
TB patients with homeless history	0	0.0% (1.4%)
Jobless TB patients getting public assistance, proportion among male TB patients aged 35-59 yrs	1	14.3% (10.6%)

Trends	'07	'08	'09	'10	'11
Notified cases	200	161	160	144	158
Rate per 100,000	18.1	14.6	14.6	13.2	14.5
Sputum smear pos. pul. cases	69	54	57	58	49
Rate per 100,000	6.2	4.9	5.2	5.3	4.5



	'07	'08	'09	'10	'11	Year of registration	'07	'08	'09	'10	Japan
† Excluding unknown delay(%)	11.4	17.4	43.0	53.8	78.3	Median days of treatment (all forms)	302	276	268	277	(272)
# Excluding unknown Tx(%)	2.4	3.1	0.0	1.3	3.8	Median days of hospitalization (pul. TB)	60	65	64	84	(65)