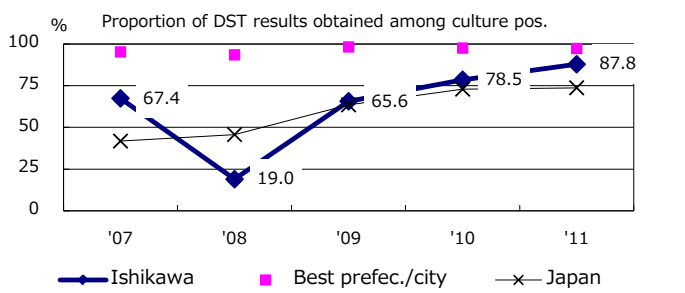
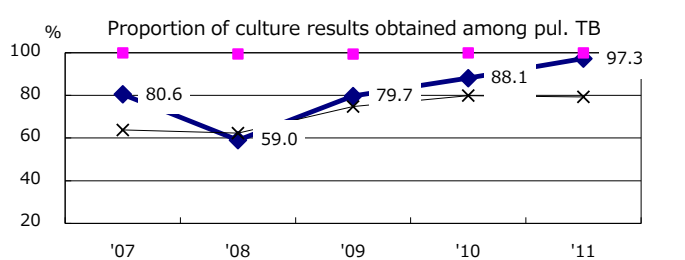
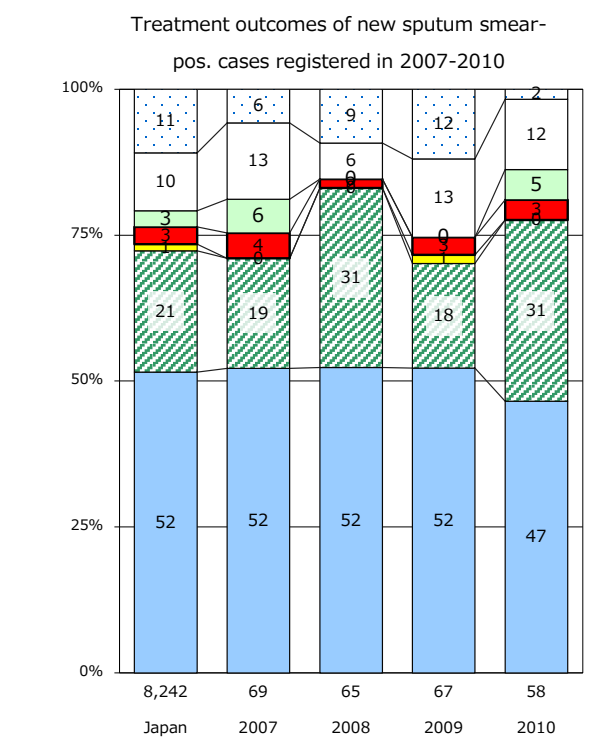
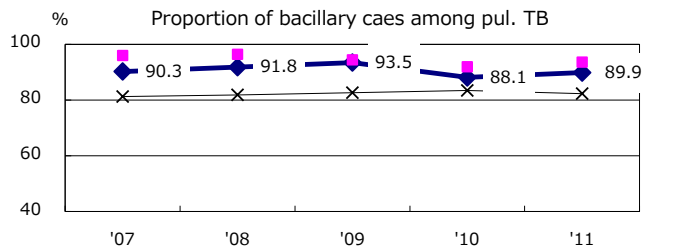
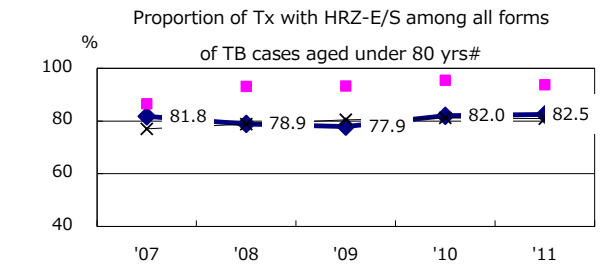
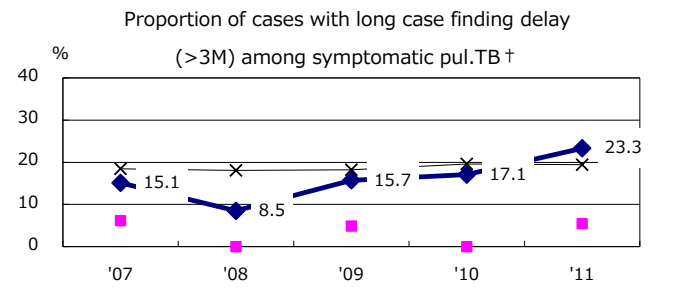
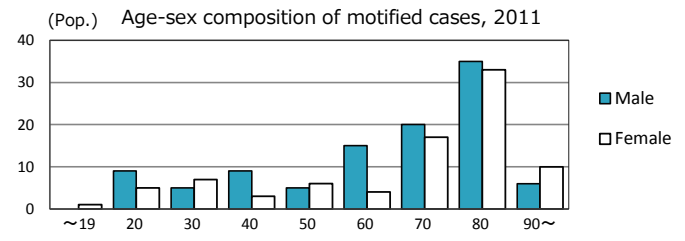
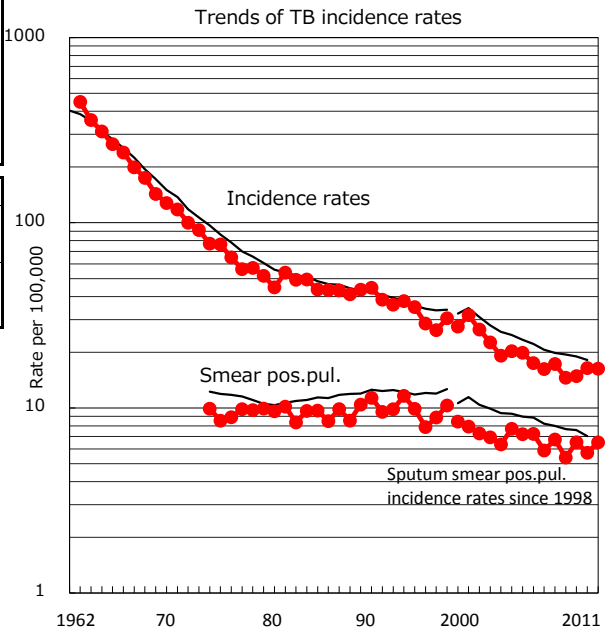


TB statistics in 2011		
Population	1,166,309	(Japan)
Foreign borns	7	3.7% (4.1%)
TB patients with homeless history	1	0.5% (1.4%)
Jobless TB patients getting public assistance, proportion among male TB patients aged 35-59 yrs	0	0.0% (10.6%)

Trends	'07	'08	'09	'10	'11
Notified cases	202	170	173	192	190
Rate per 100,000	17.3	14.6	14.9	16.4	16.3
Sputum smear pos. pul. cases	79	63	76	67	76
Rate per 100,000	6.8	5.4	6.5	5.7	6.5



	'07	'08	'09	'10	'11	Year of registration	'07	'08	'09	'10	Japan
† Excluding unknown delay(%)	27.1	39.2	23.3	28.7	10.0	Median days of treatment (all forms)	261	272	275	276	(272)
# Excluding unknown Tx(%)	2.7	5.0	1.0	2.0	2.8	Median days of hospitalization (pul. TB)	95	88	89	68	(65)