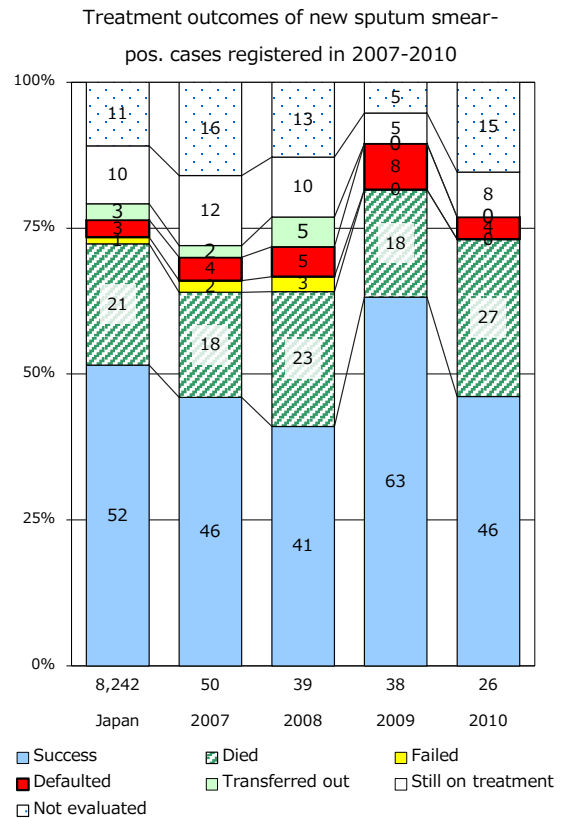
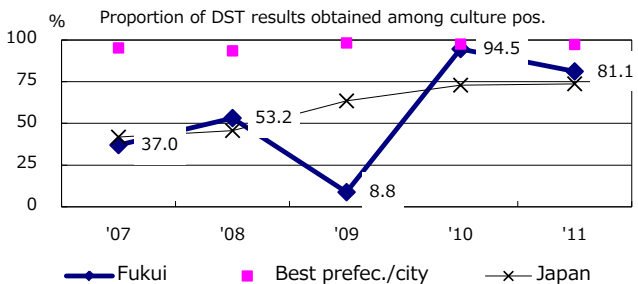
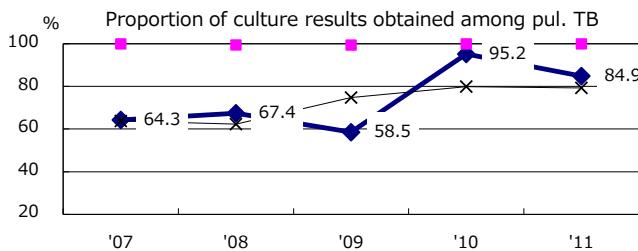
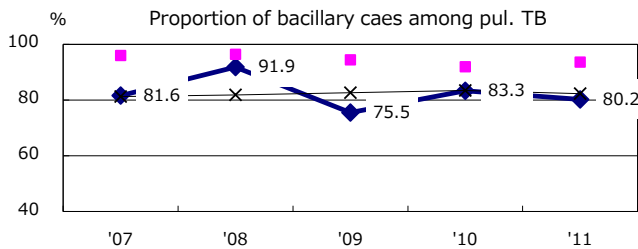
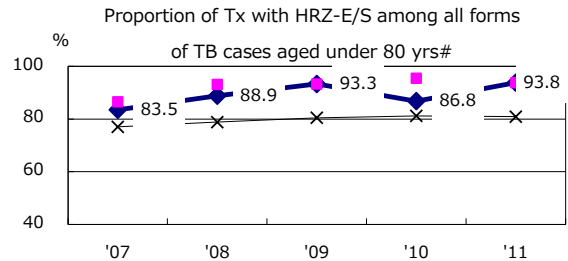
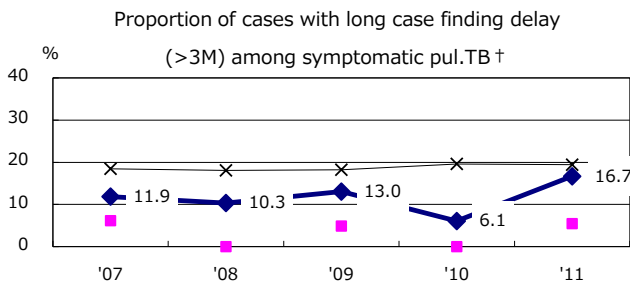
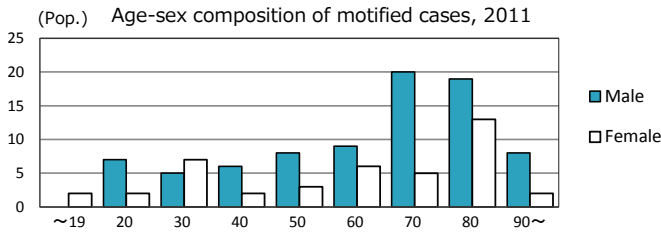
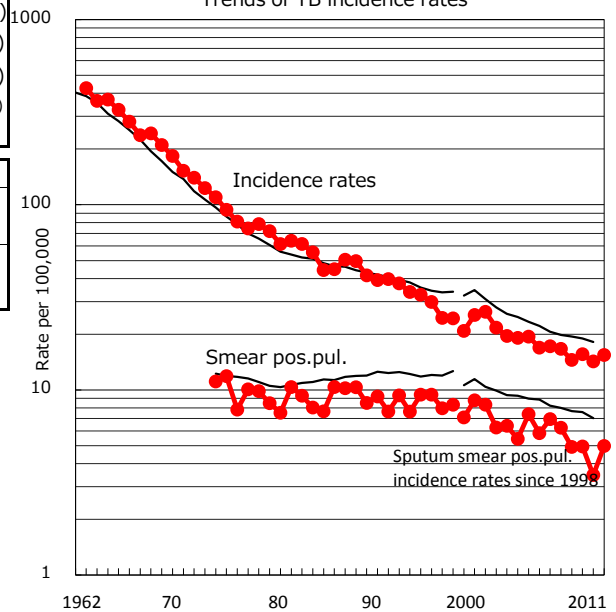


TB statistics in 2011		
Population	802,906	(Japan)
Foreign borns	7	5.6% (4.1%)
TB patients with homeless history	0	0.0% (1.4%)
Jobless TB patients getting public assistance, proportion among male TB patients aged 35-59 yrs	3	15.8% (10.6%)

Trends	'07	'08	'09	'10	'11
Notified cases	136	118	126	115	124
Rate per 100,000	16.7	14.5	15.6	14.3	15.4
Sputum smear pos. pul. cases	51	40	40	28	40
Rate per 100,000	6.3	4.9	5.0	3.5	5.0



	'07	'08	'09	'10	'11	Year of registration	'07	'08	'09	'10	Japan
† Excluding unknown delay(%)	19.2	18.3	37.0	45.9	55.6	Median days of treatment (all forms)	283	278	272	275	(272)
#Excluding unknown Tx(%)	4.8	4.0	0.0	3.8	1.2	Median days of hospitalization (pul.TB)	71	49	53	63	(65)