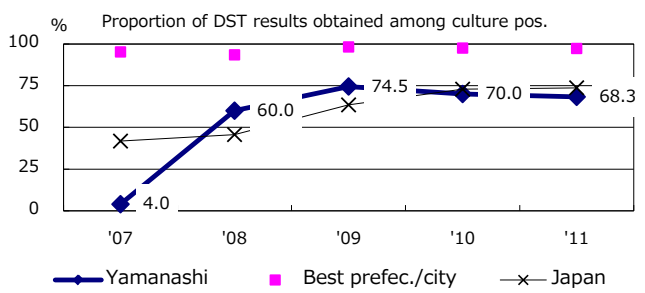
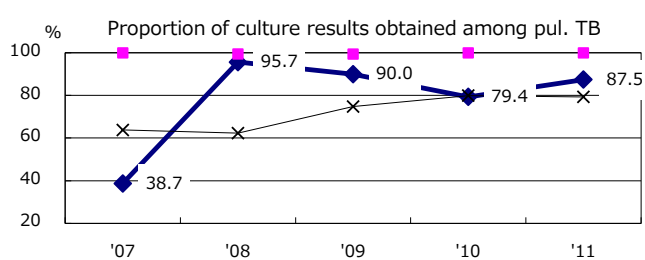
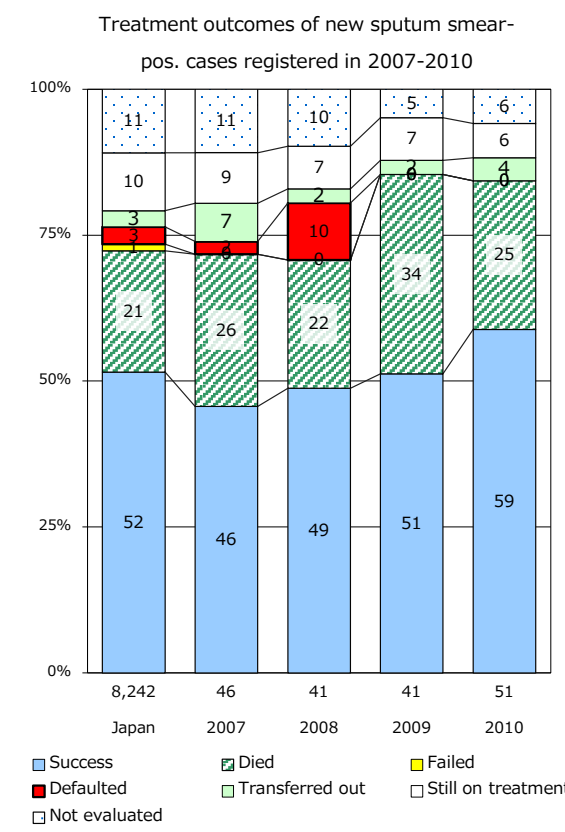
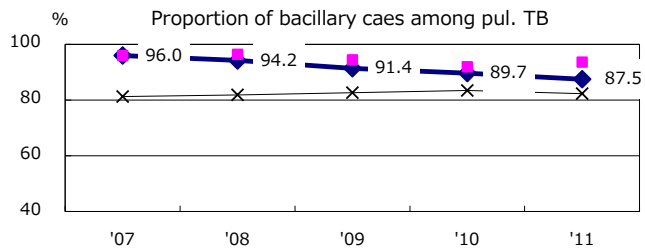
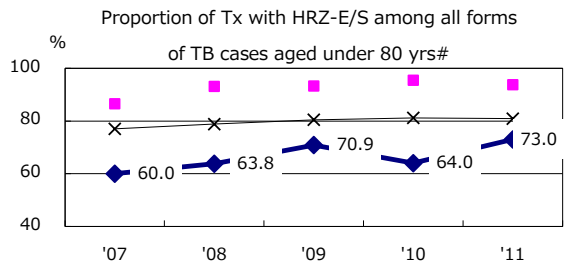
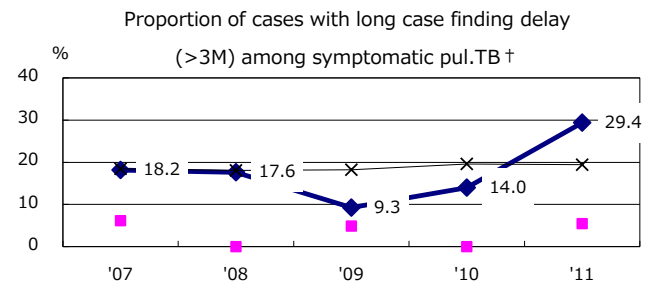
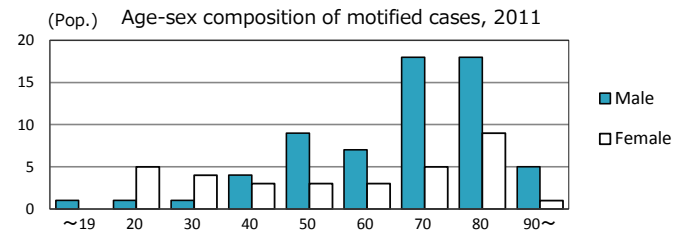
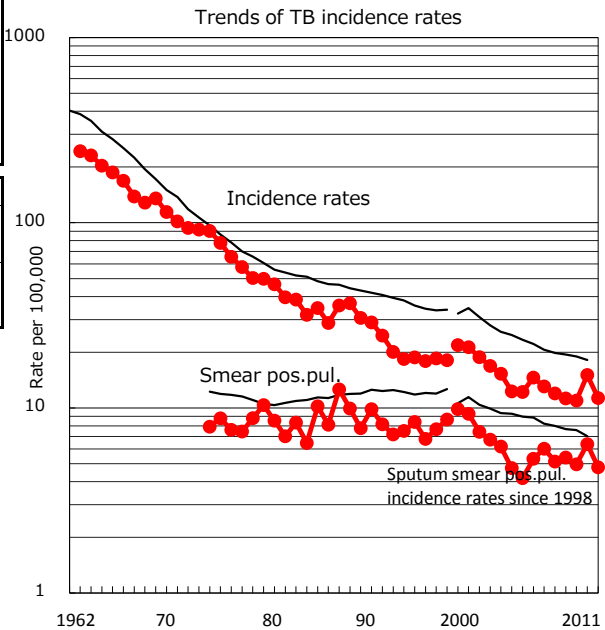


TB statistics in 2011		
Population	857,459	(Japan)
Foreign borns	6	6.2% (4.1%)
TB patients with homeless history	0	0.0% (1.4%)
Jobless TB patients getting public assistance, proportion among male TB patients aged 35-59 yrs	0	0.0% (10.6%)

Trends	'07	'08	'09	'10	'11
Notified cases	105	98	95	130	97
Rate per 100,000	12.0	11.3	11.0	15.1	11.3
Sputum smear pos.pul.cases	45	47	43	55	41
Rate per 100,000	5.1	5.4	5.0	6.4	4.8



	'07	'08	'09	'10	'11	Year of registration	'07	'08	'09	'10	Japan
† Excluding unknown delay(%)	25.4	7.3	5.3	29.6	34.6	Median days of treatment (all forms)	267	275	281	279	(272)
# Excluding unknown Tx(%)	10.4	1.7	0.0	1.3	1.6	Median days of hospitalization (pul.TB)	75	84	82	54	(65)