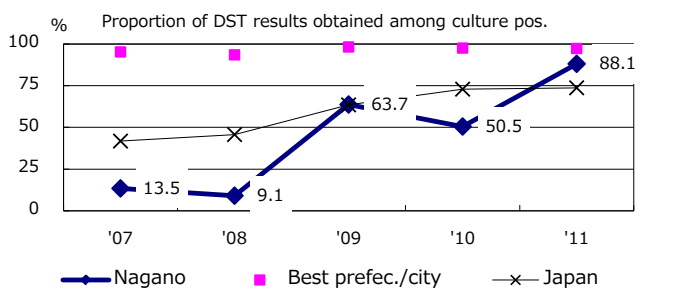
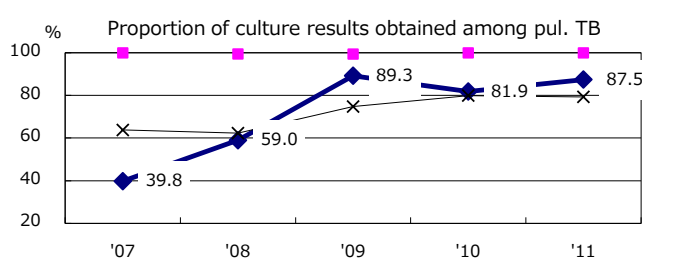
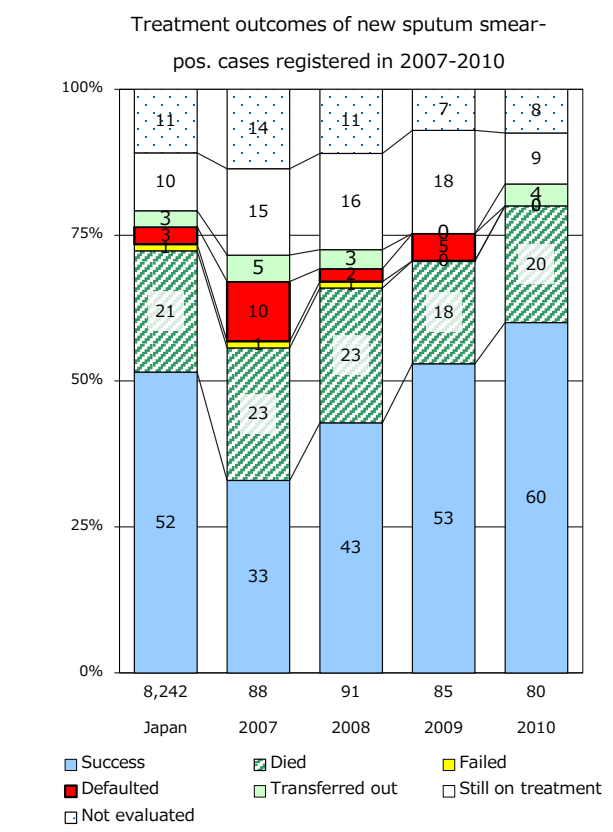
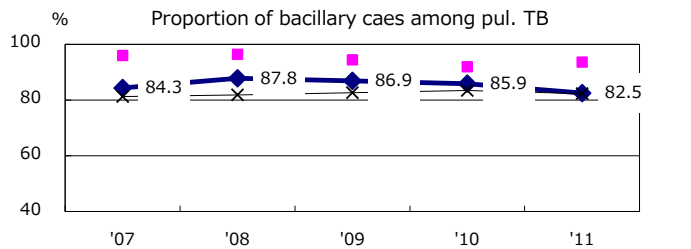
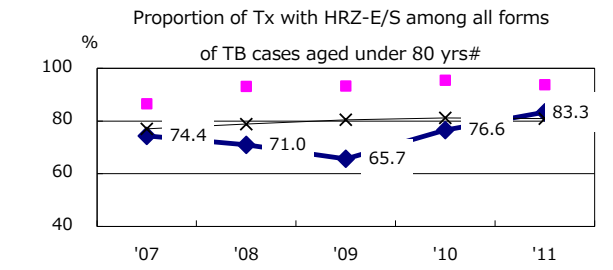
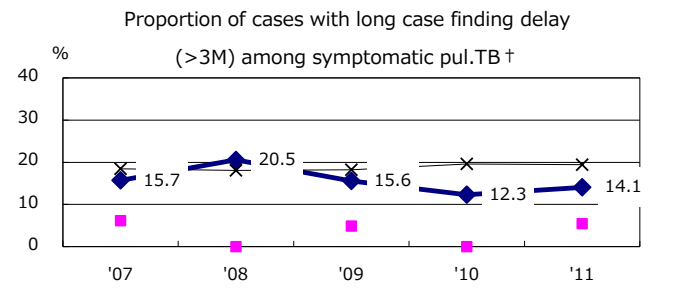
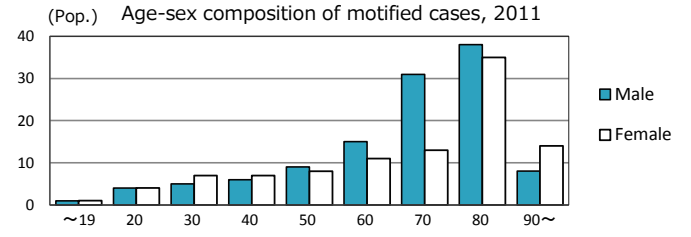
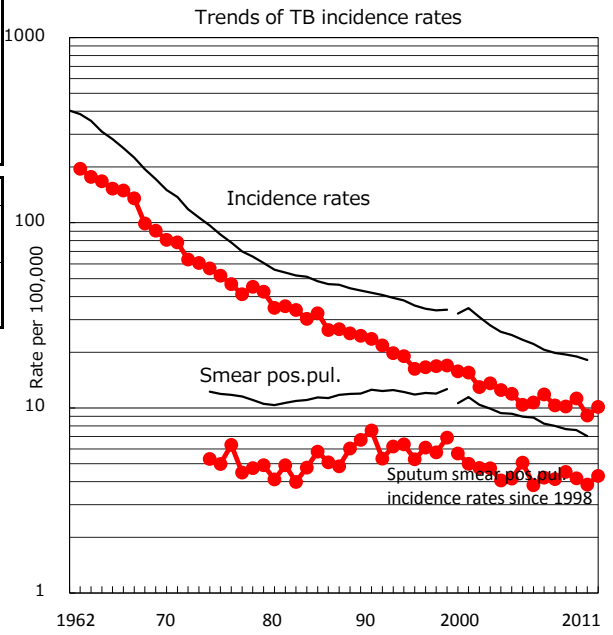


TB statistics in 2011		
Population	2,142,167	(Japan)
Foreign borns	12	5.5% (4.1%)
TB patients with homeless history	0	0.0% (1.4%)
Jobless TB patients getting public assistance, proportion among male TB patients aged 35-59 yrs	1	5.0% (10.6%)

Trends	'07	'08	'09	'10	'11
Notified cases	225	221	243	196	217
Rate per 100,000	10.3	10.2	11.3	9.1	10.1
Sputum smear pos. pul. cases	90	98	90	83	92
Rate per 100,000	4.1	4.5	4.2	3.9	4.3



	'07	'08	'09	'10	'11	Year of registration	'07	'08	'09	'10	Japan
† Excluding unknown delay(%)	34.1	42.1	42.1	40.2	45.8	Median days of treatment (all forms)	282	279	279	275	(272)
# Excluding unknown Tx(%)	9.0	8.1	2.1	0.9	1.6	Median days of hospitalization (pul.TB)	83	89	79	78	(65)