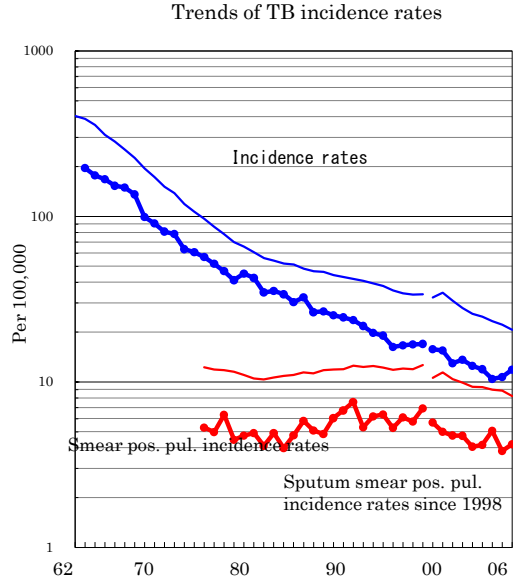
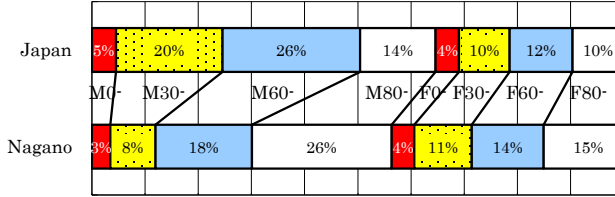


# Nagano

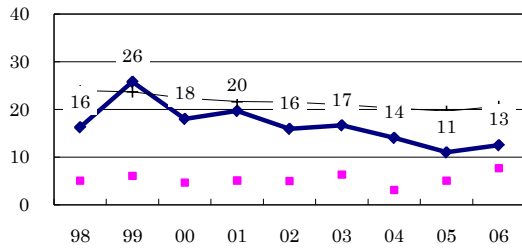
TB statistics in 2006		
Population	2,188,740	Nagano (Japan)
Foreigners' TB	18	6.9% (3.5%)
Estimated homeless TB among male cases aged 30-59 yrs	1	4.5% (8.9%)

Trends	02	03	04	05	06
Notified cases	277	264	230	235	259
Rate per 100,000	12.5	11.9	10.4	10.7	11.8
Sputum smear pos. pul. cases	90	92	112	84	92
Rate per 100,000	4.1	4.2	5.1	3.8	4.2

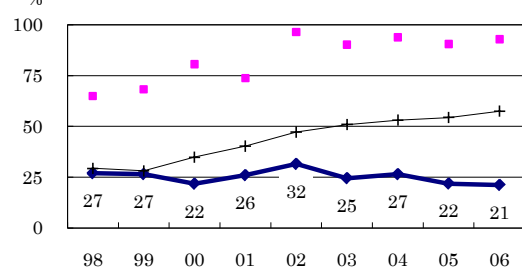
Age-sex composition of notified cases, 2006



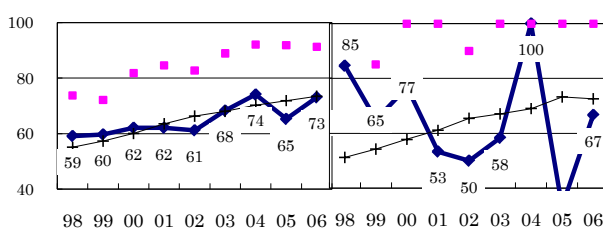
Proportion of cases with long diagnosis delay (>3M) among symptomatic pul. cases



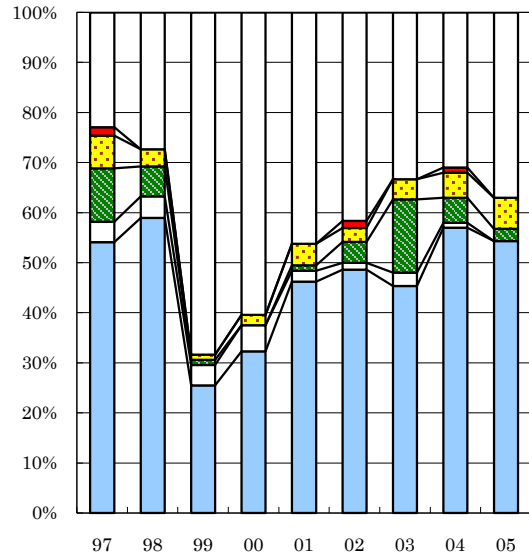
Proportion of positive or negative culture results among pulmonary cases



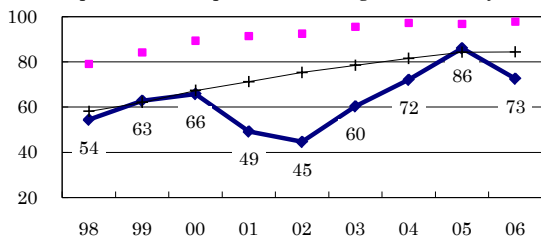
Proportion of bacillary cases among pulmonary cases (New treatment vs Retreatment)



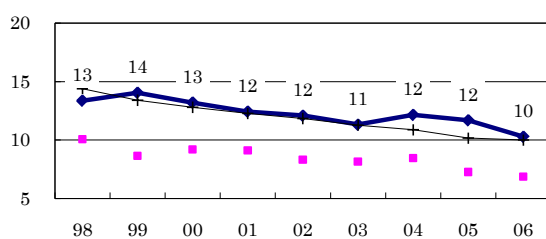
Treatment outcomes of new sputum smear-positive cases, 1997-2005 cohorts



Proportion of treatment with HRZ-E/S among new sputum smear-positive cases aged under 80 yrs



Estimated average treatment duration (Months)



Legend for Treatment Outcomes: Completed, Others, Died, Failed, Defaulted, Unknown

	n=	122	117	98	96	93	72	75	100	81
Completed		54	59	26	32	46	49	45	57	54
Others		4	4	4	5	2	1	3	1	0
Died		11	6	1	0	1	4	15	5	2
Failed		7	3	1	2	4	3	4	5	6
Defaulted		2	0	0	0	0	1	0	1	0
Unknown		23	27	68	60	46	42	33	31	37