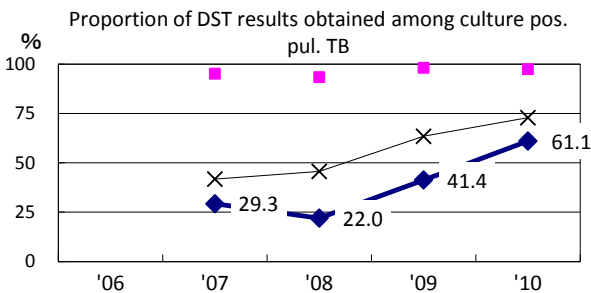
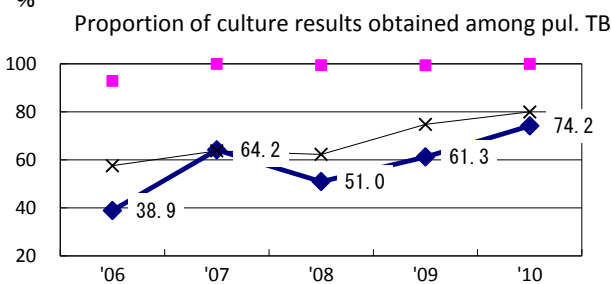
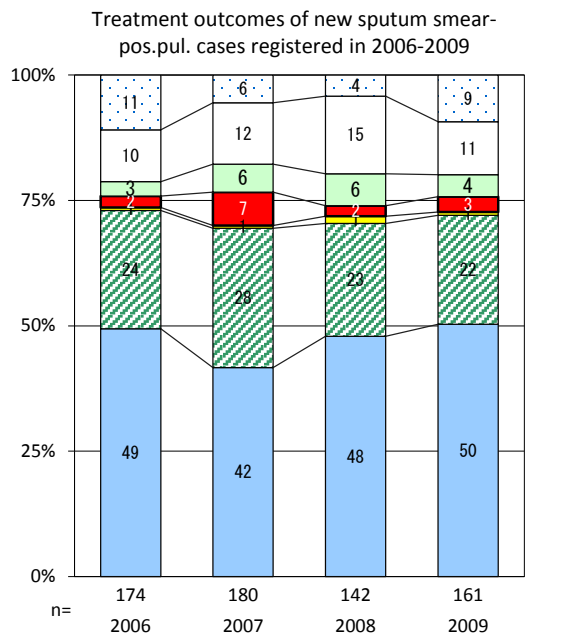
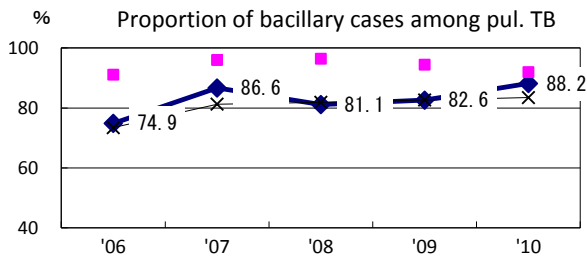
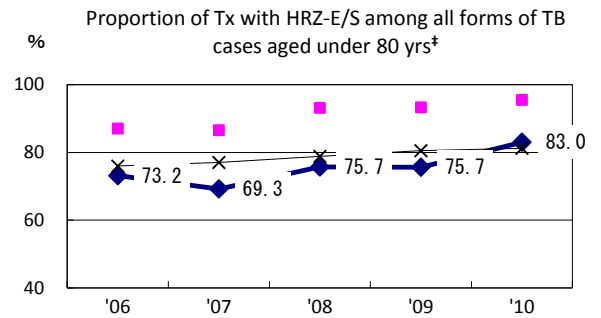
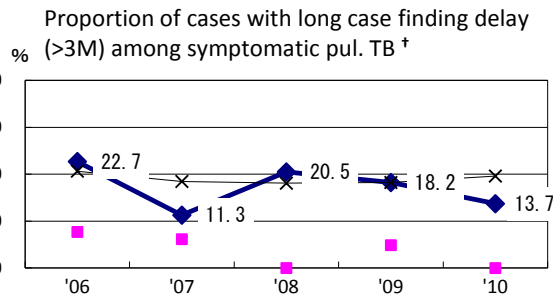
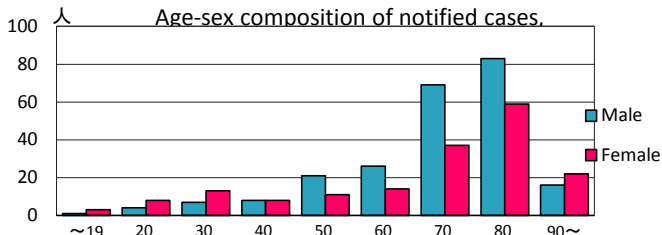
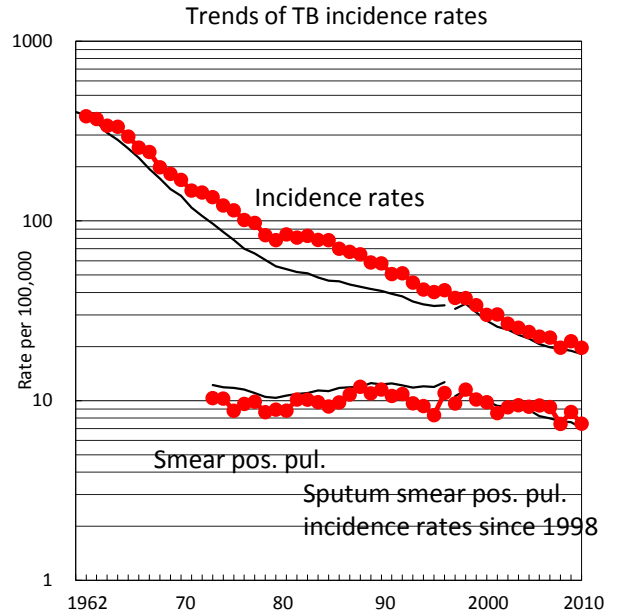


TB statistics in 2010					
Population	2,081,147			(Japan)	
Foreign borns	10	2.4%		(4.1%)	
TB patients with homeless history	1	0.2%		(1.4%)	
Jobless TB patients getting public assistance, proportion among male TB patients aged 35-59 yrs	0	0.0%		(10.8%)	
Trends	'06	'07	'08	'09	'10
Notified cases	478	472	414	448	410
Rate per 100,000	22.7	22.4	19.7	21.4	19.7
Sputum smear pos. pul. cases	198	194	156	181	155
Rate per 100,000	9.4	9.2	7.4	8.7	7.4



◆ Gifu    ■ Best prefec./city    × Japan

	'06	'07	'08	'09	'10	Year of registration	'07	'08	'09	Japan
†Excluding unknown delay(%)	12.3	23.3	12.8	21.6	20.8	Median days of treatment (all forms)	267	273	277	(270)
‡Excluding unknown Tx (%)	1.3	1.9	1.1	2.2	0.0	Median days of hospitalization (pul.TB)	73	78	81	(68)