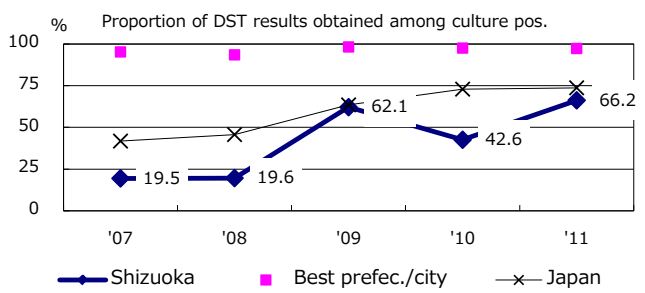
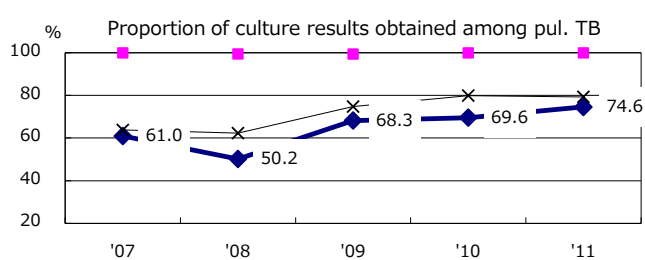
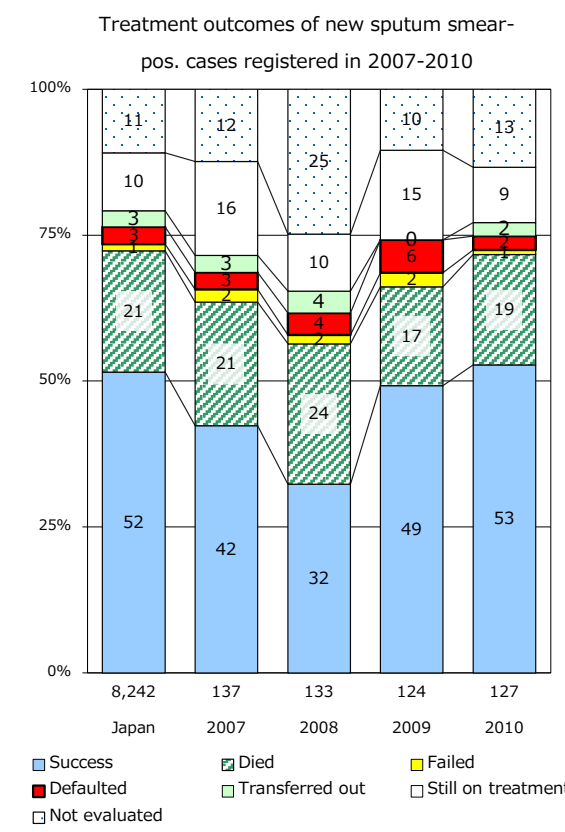
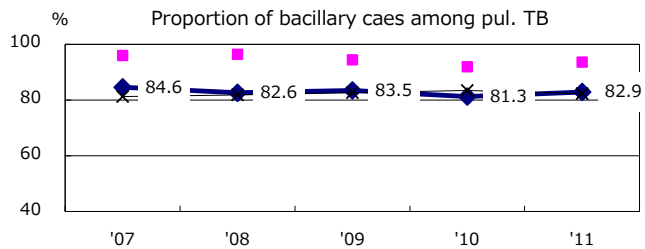
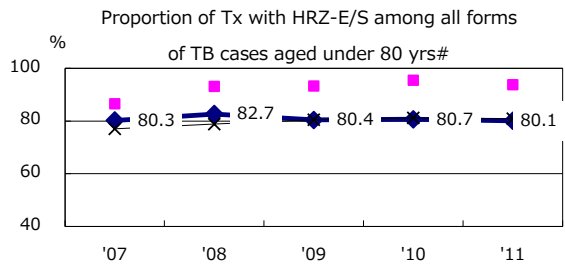
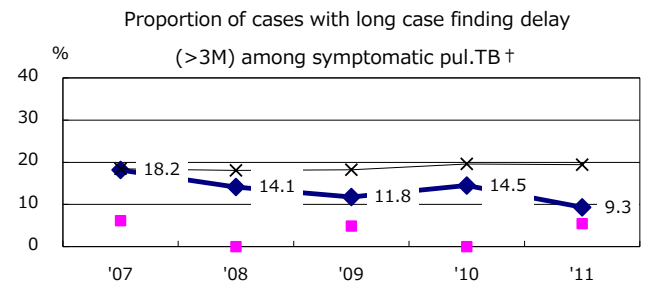
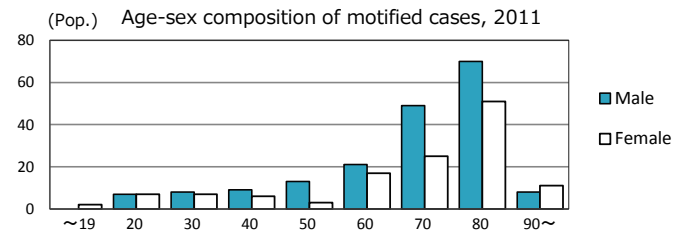
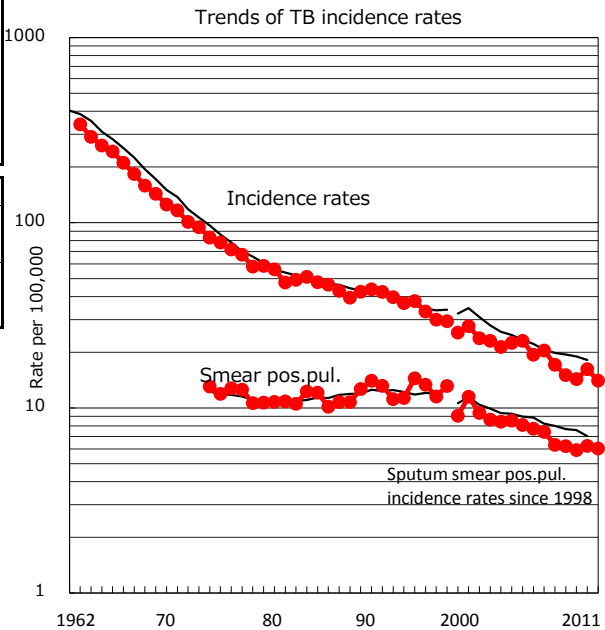


TB statistics in 2011		
Population	2,235,837	(Japan)
Foreign borns	9	2.9% (4.1%)
TB patients with homeless history	0	0.0% (1.4%)
Jobless TB patients getting public assistance, proportion among male TB patients aged 35-59 yrs	1	3.3% (10.6%)

Trends	'07	'08	'09	'10	'11
Notified cases	390	341	324	361	314
Rate per 100,000	17.1	15.0	14.3	16.2	14.0
Sputum smear pos. pul. cases	144	141	134	139	135
Rate per 100,000	6.3	6.2	5.9	6.2	6.0



	'07	'08	'09	'10	'11	Year of registration	'07	'08	'09	'10	Japan
† Excluding unknown delay(%)	46.6	49.7	46.0	31.9	11.5	Median days of treatment (all forms)	274	251	261	270	(272)
# Excluding unknown Tx(%)	4.1	7.0	8.5	4.9	1.7	Median days of hospitalization (pul. TB)	69	67	73	77	(65)