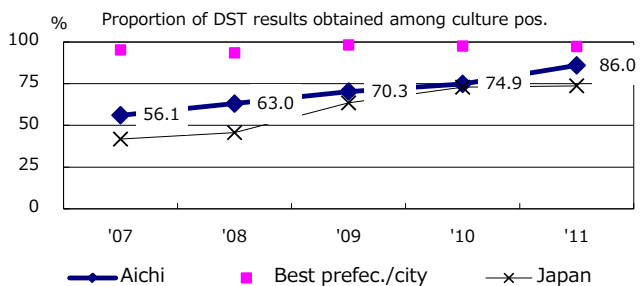
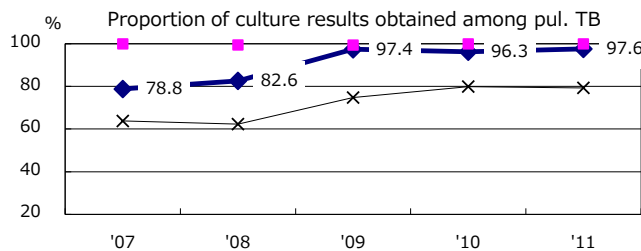
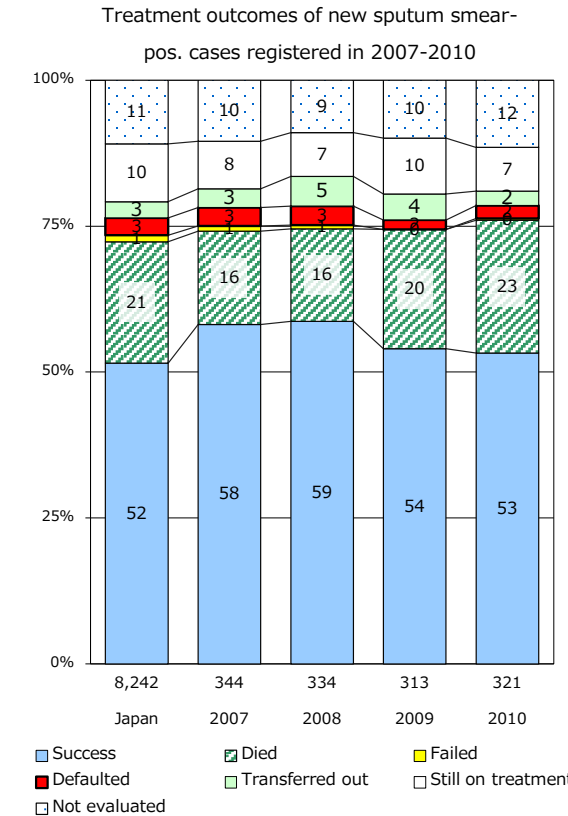
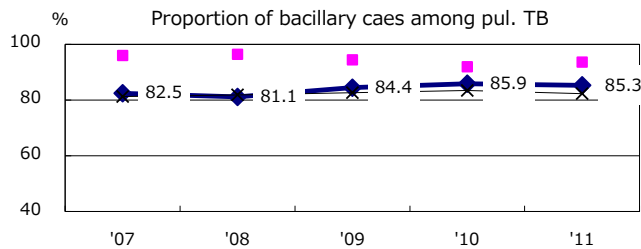
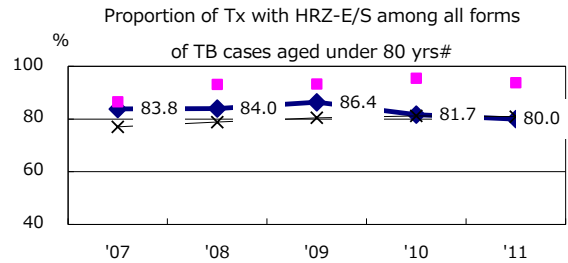
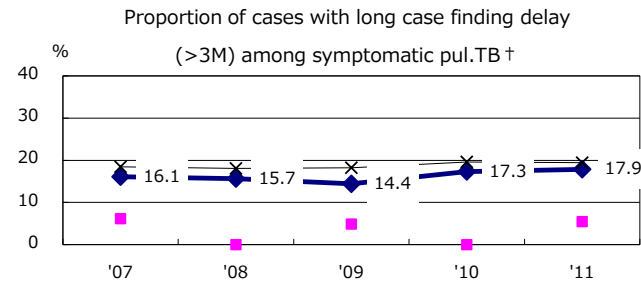
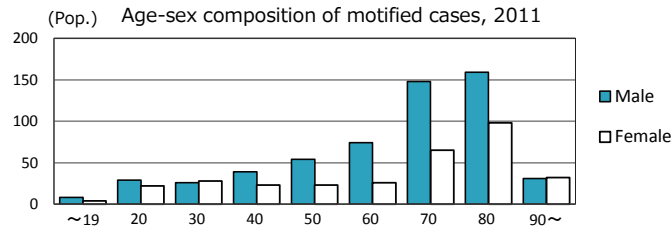
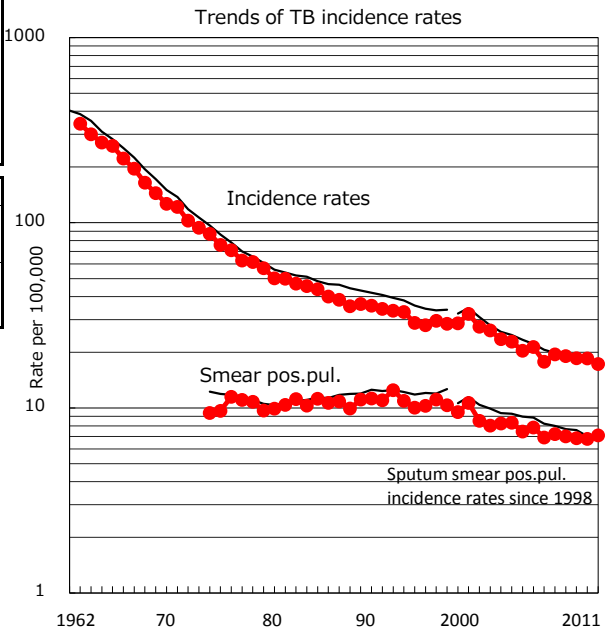


TB statistics in 2011		
Population	5,149,819	(Japan)
Foreign borns	61	6.9% (4.1%)
TB patients with homeless history	2	0.2% (1.4%)
Jobless TB patients getting public assistance, proportion among male TB patients aged 35-59 yrs	5	4.2% (10.6%)

Trends	'07	'08	'09	'10	'11
Notified cases	997	982	957	952	889
Rate per 100,000	19.5	19.0	18.5	18.5	17.3
Sputum smear pos. pul. cases	370	362	354	350	366
Rate per 100,000	7.2	7.0	6.9	6.8	7.1



	'07	'08	'09	'10	'11	Year of registration	'07	'08	'09	'10	Japan
† Excluding unknown delay(%)	16.6	26.9	21.0	18.2	30.6	Median days of treatment (all forms)	253	240	260	271	(272)
# Excluding unknown Tx(%)	2.8	1.7	2.2	2.2	2.5	Median days of hospitalization (pul. TB)	61	75	76	65	(65)