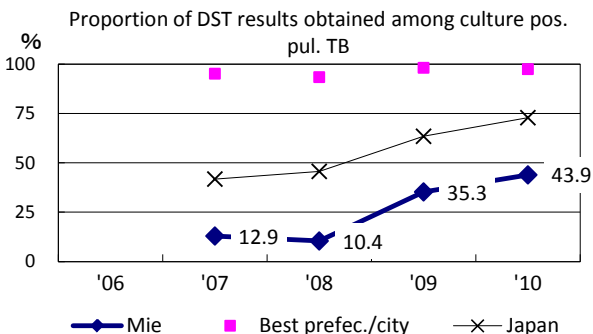
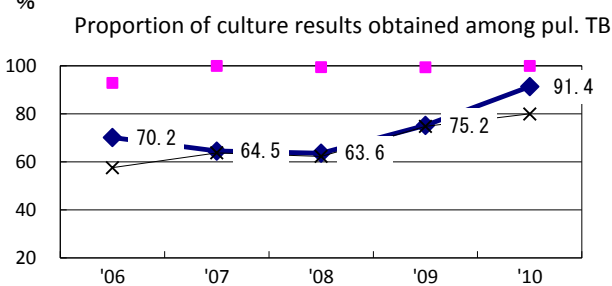
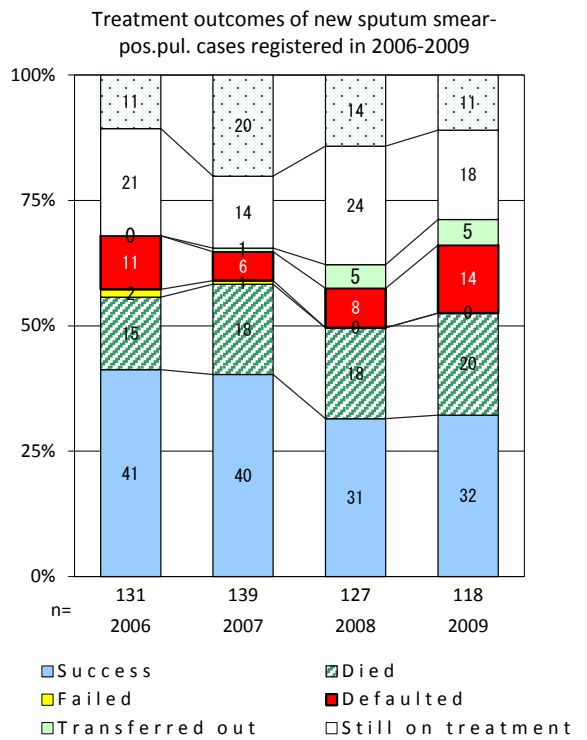
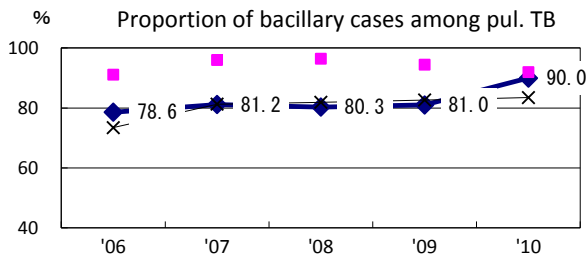
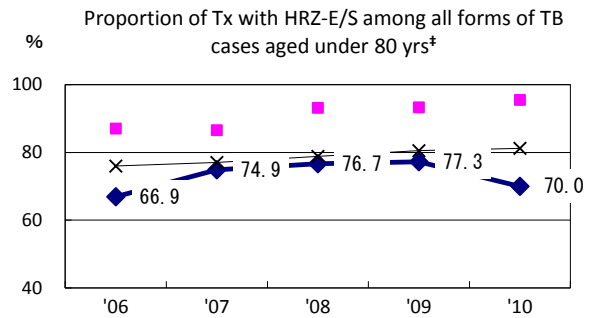
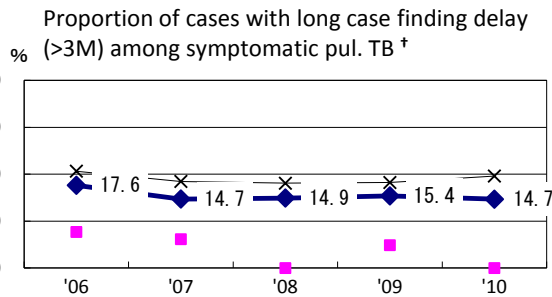
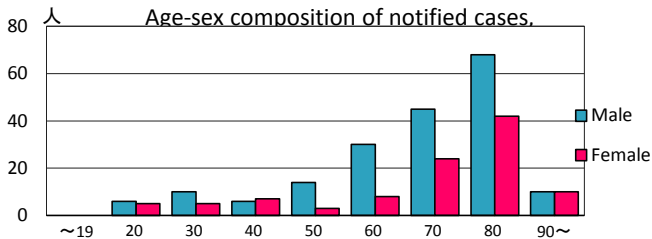
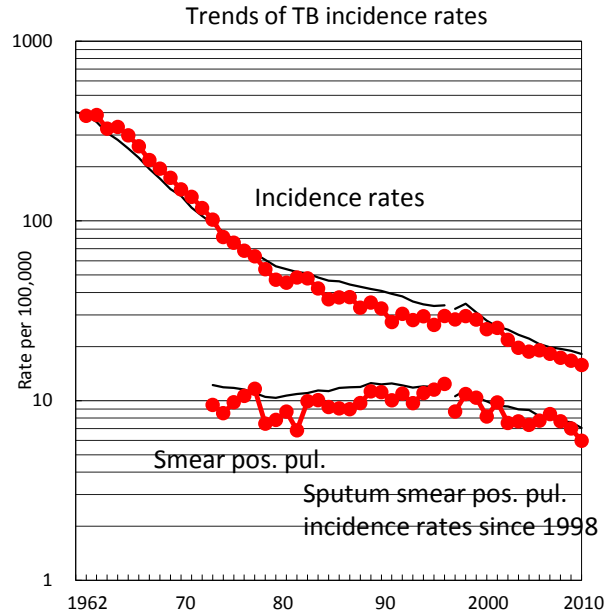


TB statistics in 2010					
Population	1,854,742			(Japan)	
Foreign borns	12	4.1%		(4.1%)	
TB patients with homeless history	0	0.0%		(1.4%)	
Jobless TB patients getting public assistance, proportion among male TB patients aged 35-59 yrs	0	0.0%		(10.8%)	
Trends	'06	'07	'08	'09	'10
Notified cases	357	342	325	312	293
Rate per 100,000	19.1	18.2	17.3	16.7	15.8
Sputum smear pos. pul. cases	145	158	144	131	111
Rate per 100,000	7.7	8.4	7.7	7.0	6.0



	'06	'07	'08	'09	'10	Year of registration	'07	'08	'09	Japan
†Excluding unknown delay(%)	0.0	16.4	29.0	26.7	33.1	Median days of treatment (all forms)	264	282	257	(270)
‡Excluding unknown Tx (%)	2.7	0.9	1.8	1.5	1.8	Median days of hospitalization (pul.TB)	63	75	71	(68)