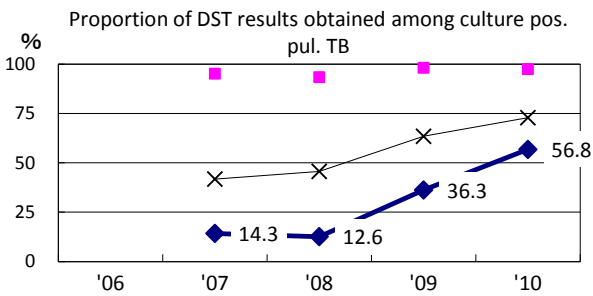
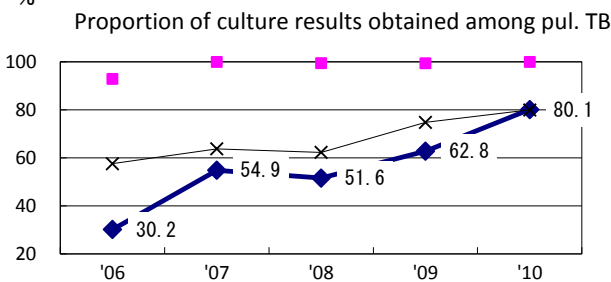
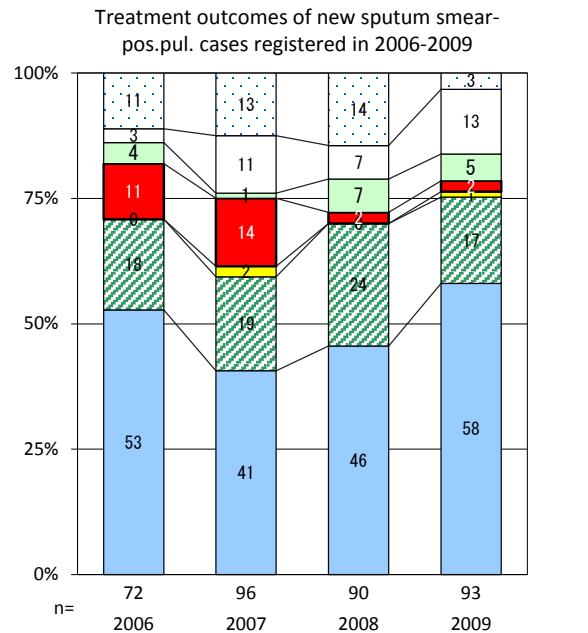
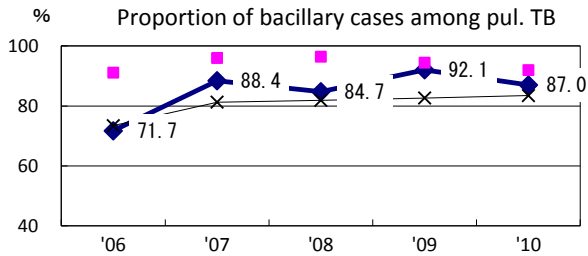
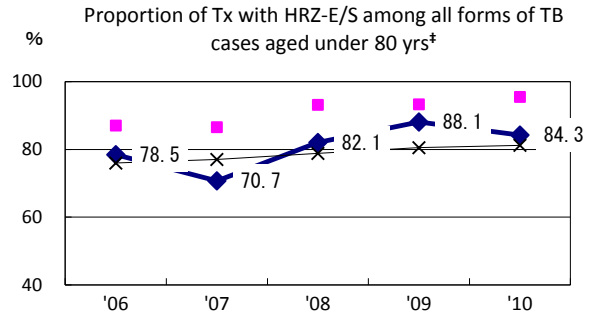
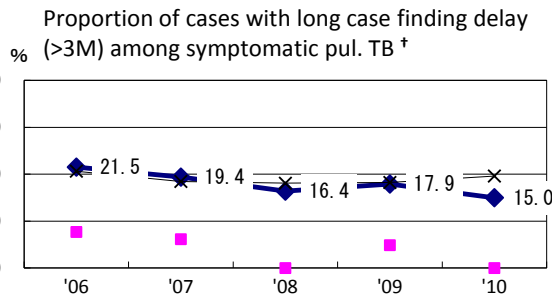
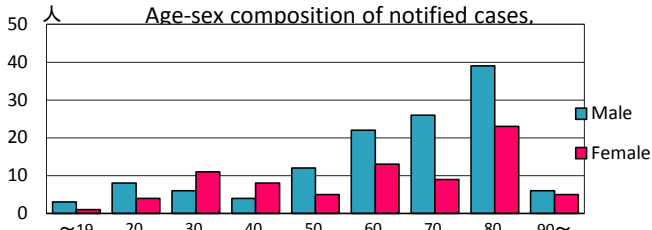
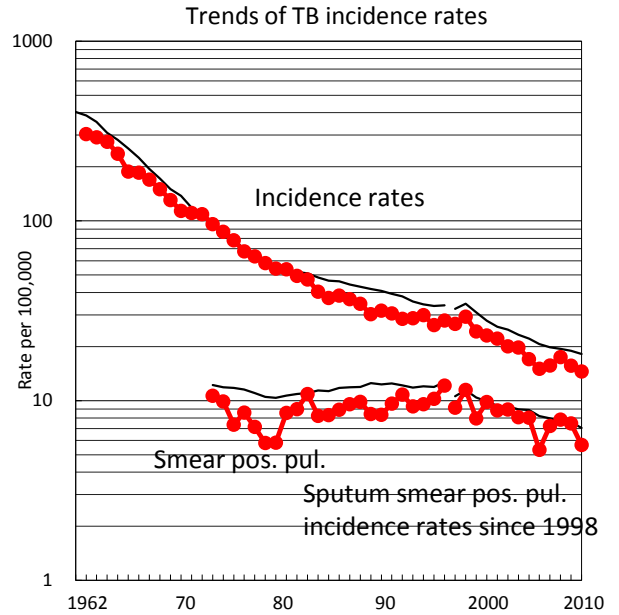


# Shiga

TB statistics in 2010					
Population	1,410,272			(Japan)	
Foreign borns	8	3.9%		(4.1%)	
TB patients with homeless history	0	0.0%		(1.4%)	
Jobless TB patients getting public assistance, proportion among male TB patients aged 35-59 yrs	1	4.5%		(10.8%)	
Trends	'06	'07	'08	'09	'10
Notified cases	209	219	245	220	205
Rate per 100,000	15.0	15.7	17.5	15.7	14.5
Sputum smear pos. pul. cases	74	101	110	105	80
Rate per 100,000	5.3	7.2	7.8	7.5	5.7



◆ Shiga    ■ Best prefec./city    × Japan

	'06	'07	'08	'09	'10	Year of registration	'07	'08	'09	Japan
†Excluding unknown delay(%)	1.3	12.5	55.5	45.1	8.3	Median days of treatment (all forms)	230	227	226	(270)
‡Excluding unknown Tx (%)	6.5	16.9	4.9	1.4	3.8	Median days of hospitalization (pul.TB)	45	44	52	(68)