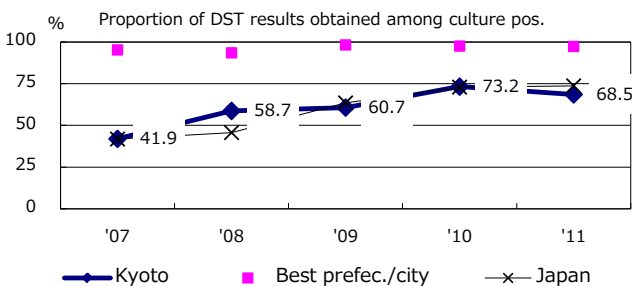
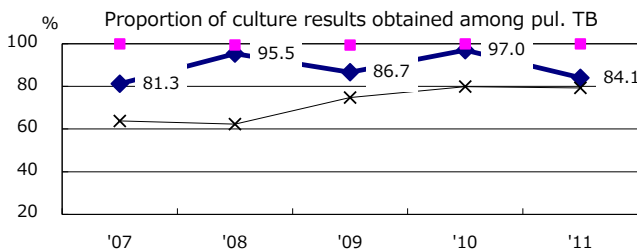
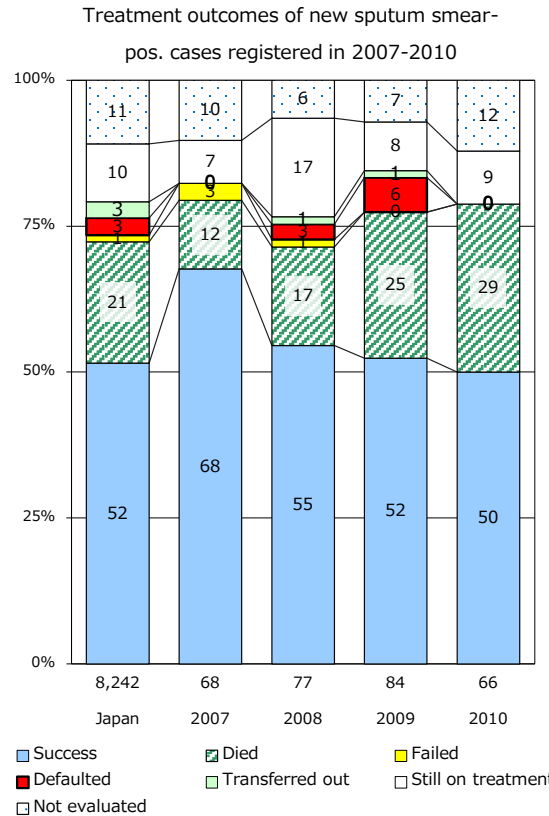
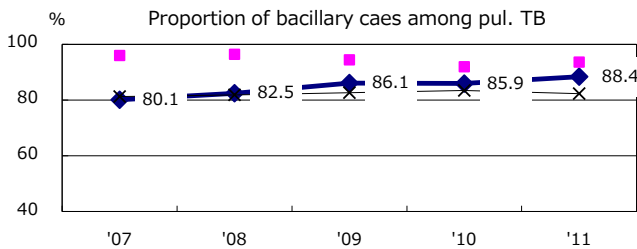
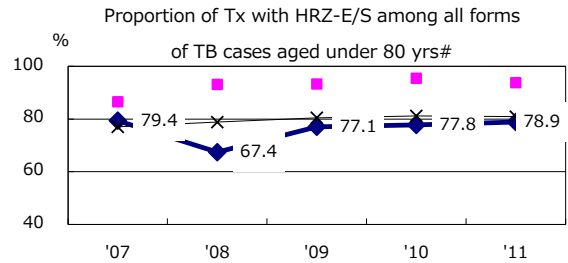
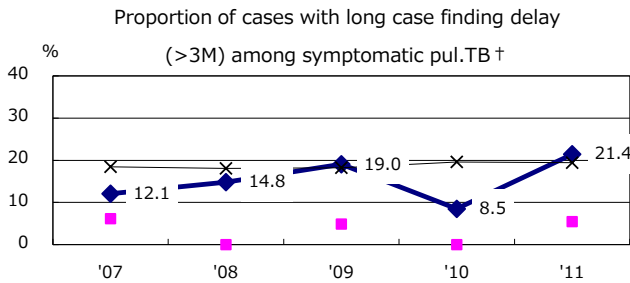
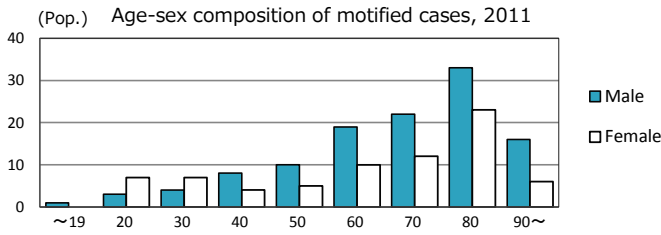
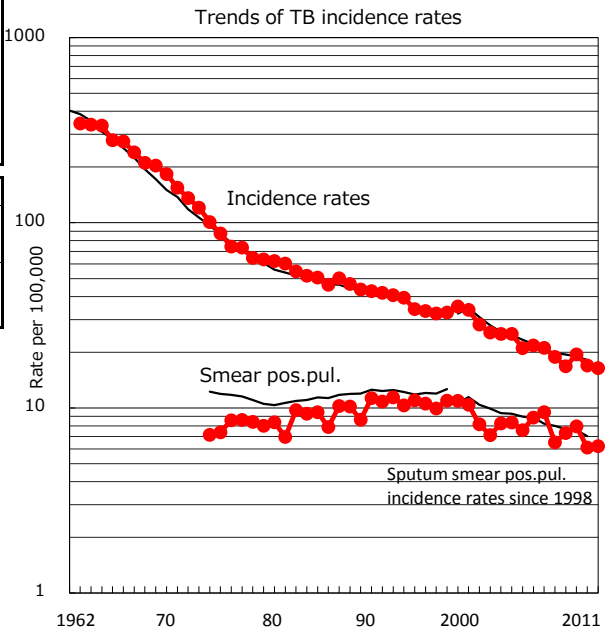


TB statistics in 2011		
Population	1,158,255	(Japan)
Foreign borns	3	1.6% (4.1%)
TB patients with homeless history	0	0.0% (1.4%)
Jobless TB patients getting public assistance, proportion among male TB patients aged 35-59 yrs	0	0.0% (10.6%)

Trends	'07	'08	'09	'10	'11
Notified cases	220	195	225	197	190
Rate per 100,000	18.9	16.8	19.5	17.0	16.4
Sputum smear pos.pul.cases	76	85	92	71	72
Rate per 100,000	6.5	7.3	8.0	6.1	6.2



	'07	'08	'09	'10	'11	Year of registration	'07	'08	'09	'10	Japan
† Excluding unknown delay(%)	48.2	6.1	13.9	39.8	47.2	Median days of treatment (all forms)	271	272	269	274	(272)
#Excluding unknown Tx(%)	10.8	0.8	2.0	3.1	2.7	Median days of hospitalization (pul.TB)	54	61	59	61	(65)