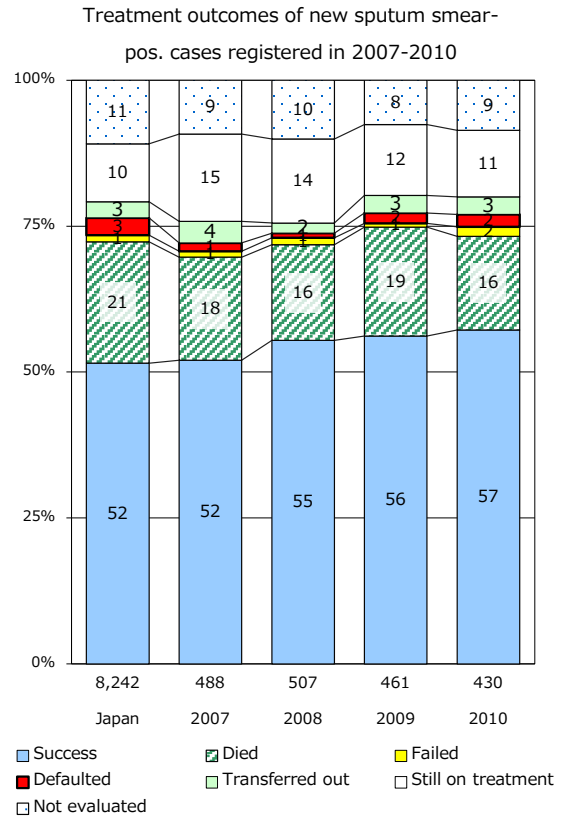
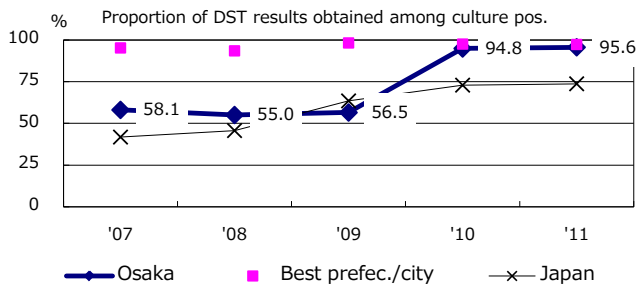
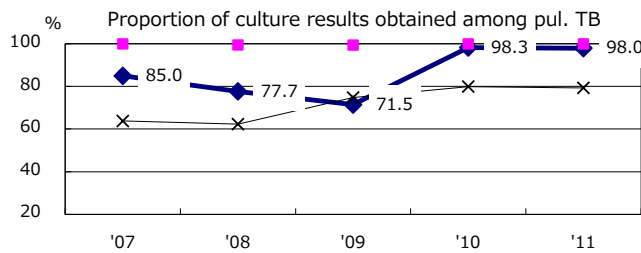
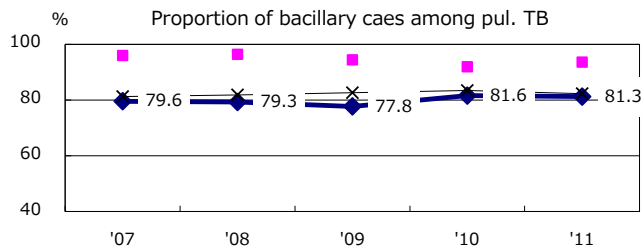
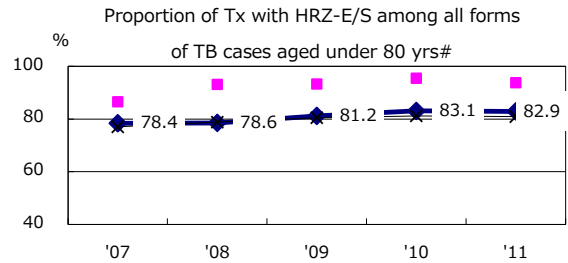
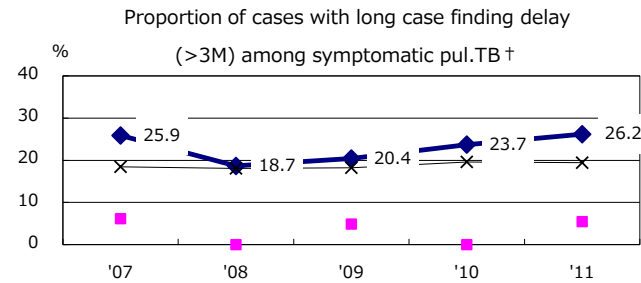
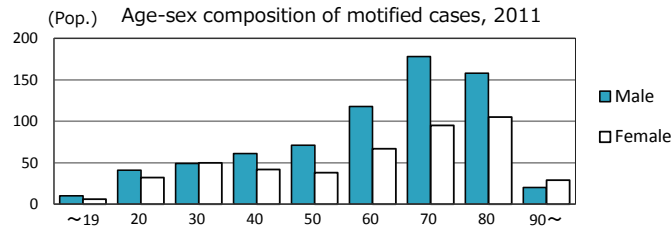
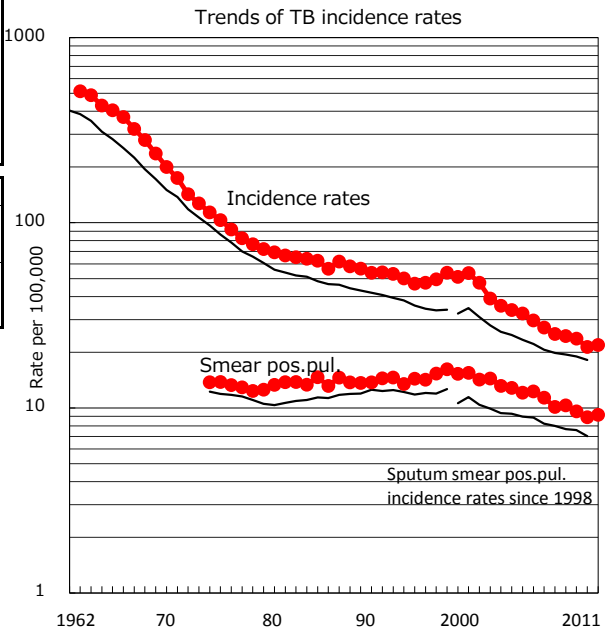


TB statistics in 2011		
Population	5,347,748	(Japan)
Foreign borns	17	1.5% (4.1%)
TB patients with homeless history	8	0.7% (1.4%)
Jobless TB patients getting public assistance, proportion among male TB patients aged 35-59 yrs	17	9.4% (10.6%)

Trends	'07	'08	'09	'10	'11
Notified cases	1,338	1,300	1,255	1,143	1,170
Rate per 100,000	25.1	24.4	23.7	21.3	21.9
Sputum smear pos.pul.cases	540	549	508	477	491
Rate per 100,000	10.1	10.3	9.6	8.9	9.2



	'07	'08	'09	'10	'11	Year of registration	'07	'08	'09	'10	Japan
† Excluding unknown delay(%)	13.3	24.9	33.0	26.2	17.1	Median days of treatment (all forms)	273	275	273	274	(272)
# Excluding unknown Tx(%)	2.7	7.9	4.8	1.2	0.9	Median days of hospitalization (pul.TB)	68	71	72	68	(65)