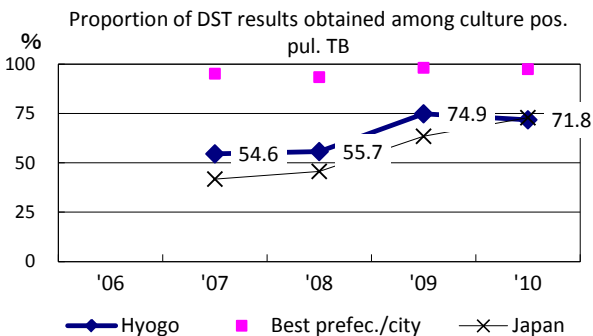
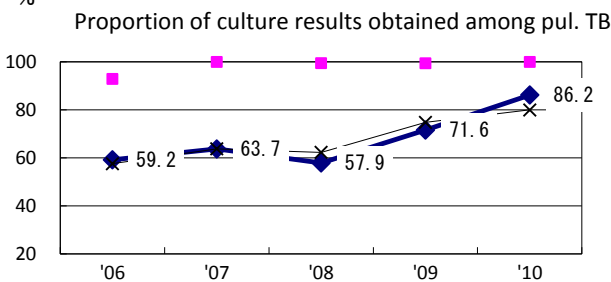
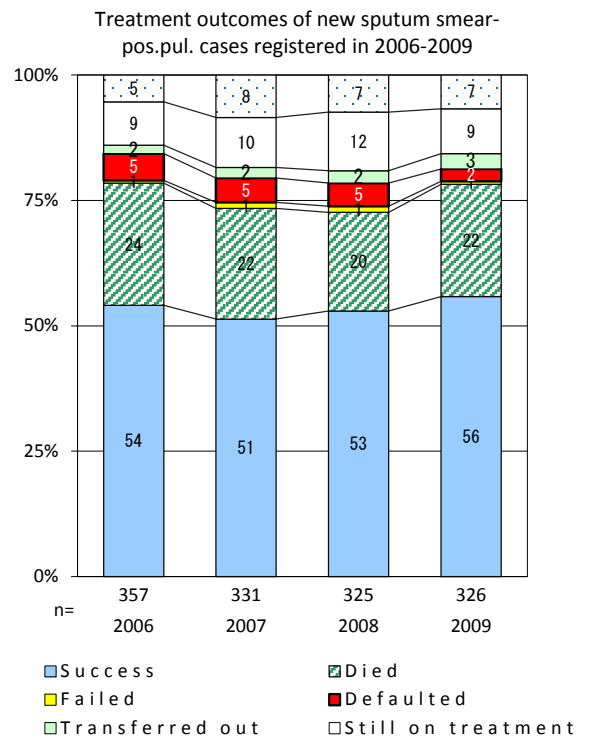
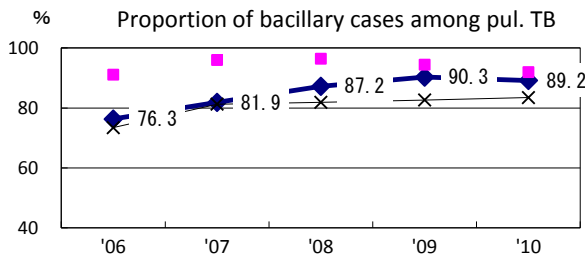
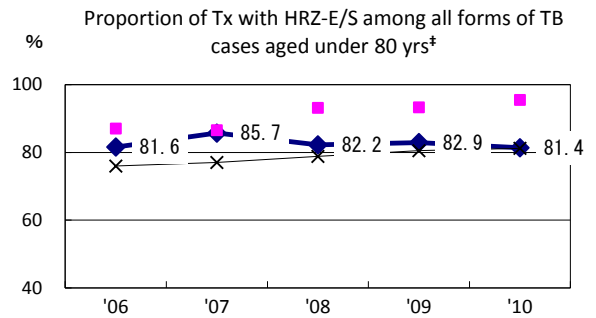
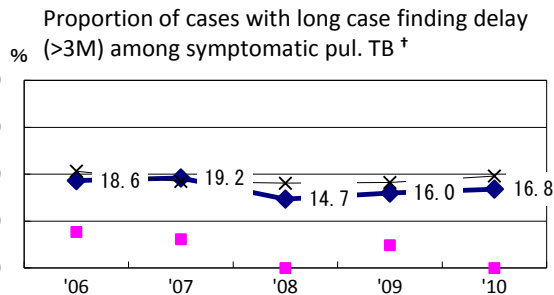
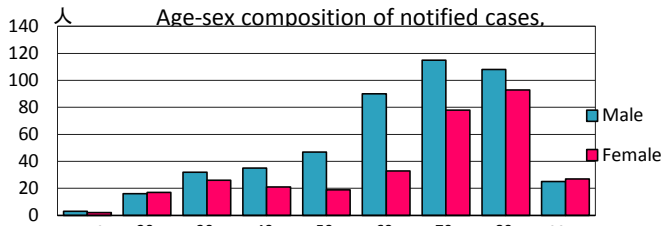
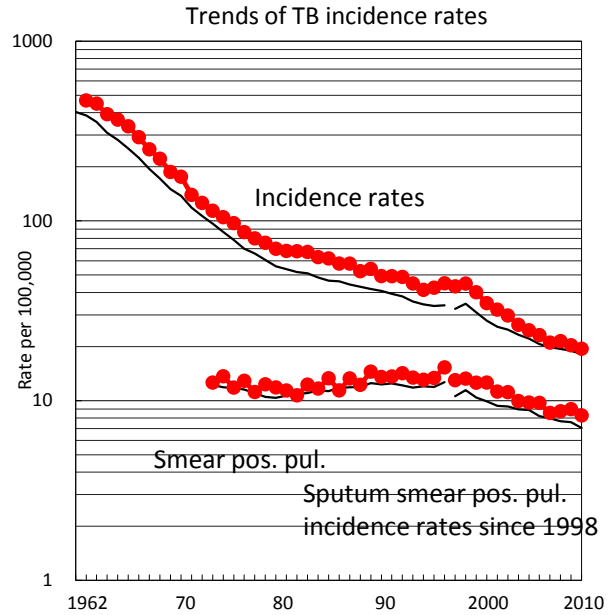


TB statistics in 2010					
Population	4,044,304			(Japan)	
Foreign borns	13	1.7%		(4.1%)	
TB patients with homeless history	3	0.4%		(1.4%)	
Jobless TB patients getting public assistance, proportion among male TB patients aged 35-59 yrs	12	10.5%		(10.8%)	
Trends	'06	'07	'08	'09	'10
Notified cases	941	854	869	823	787
Rate per 100,000	23.2	21.0	21.4	20.3	19.5
Sputum smear pos. pul. cases	395	347	354	363	335
Rate per 100,000	9.7	8.5	8.7	9.0	8.3



	'06	'07	'08	'09	'10	Year of registration	'07	'08	'09	Japan
†Excluding unknown delay(%)	1.1	19.8	23.9	38.5	38.1	Median days of treatment (all forms)	230	261	270	(270)
‡Excluding unknown Tx (%)	0.3	1.9	0.8	0.9	3.4	Median days of hospitalization (pul.TB)	65	63	78	(68)