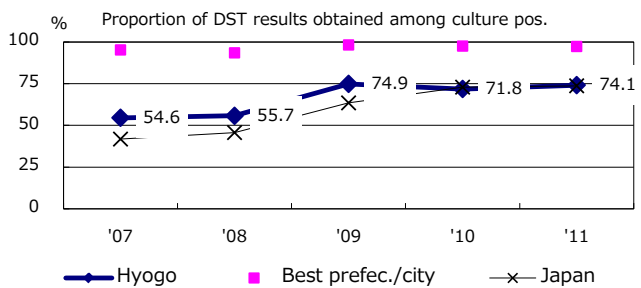
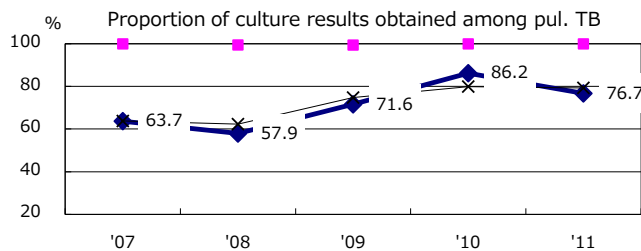
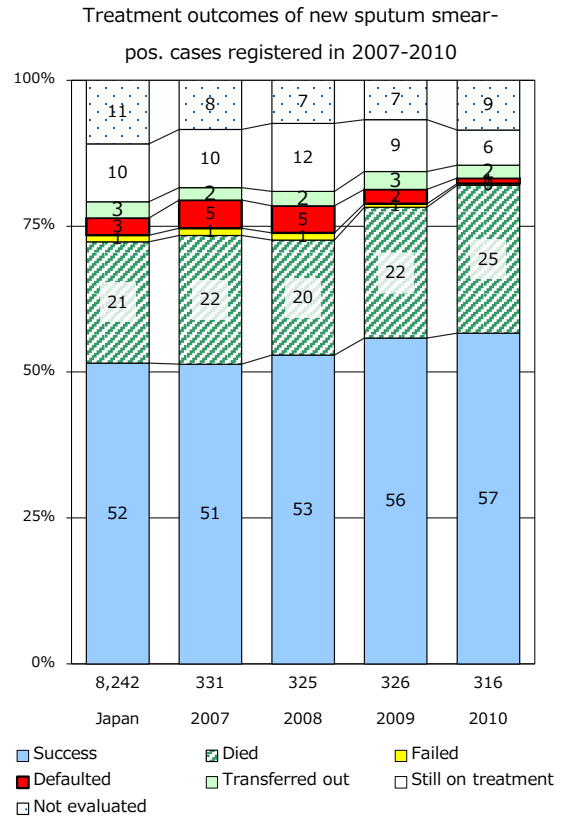
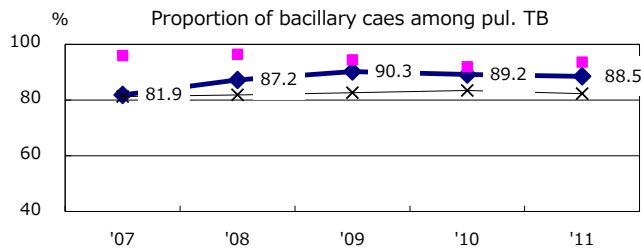
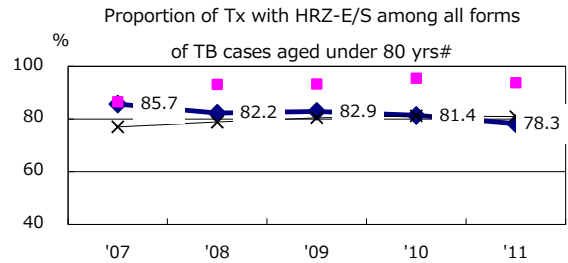
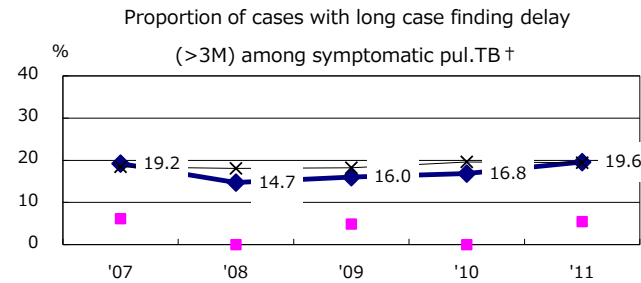
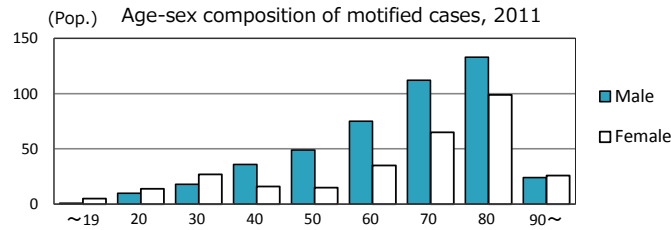
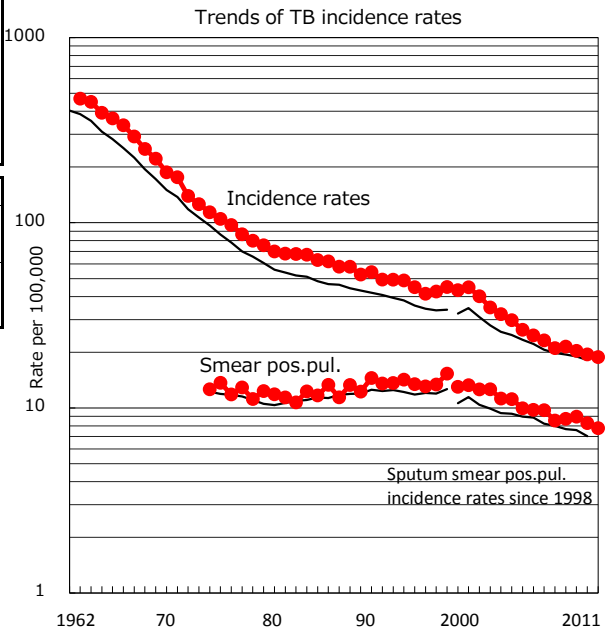


TB statistics in 2011		
Population	4,037,768	(Japan)
Foreign borns	13	1.7% (4.1%)
TB patients with homeless history	9	1.2% (1.4%)
Jobless TB patients getting public assistance, proportion among male TB patients aged 35-59 yrs	10	9.7% (10.6%)

Trends	'07	'08	'09	'10	'11
Notified cases	854	869	823	787	760
Rate per 100,000	21.0	21.4	20.3	19.5	18.8
Sputum smear pos.pul.cases	347	354	363	335	314
Rate per 100,000	8.5	8.7	9.0	8.3	7.8



	'07	'08	'09	'10	'11	Year of registration	'07	'08	'09	'10	Japan
† Excluding unknown delay(%)	19.8	23.9	38.5	38.1	51.7	Median days of treatment (all forms)	230	261	270	271	(272)
#Excluding unknown Tx(%)	1.9	0.8	0.9	3.4	3.8	Median days of hospitalization (pul.TB)	65	63	78	63	(65)