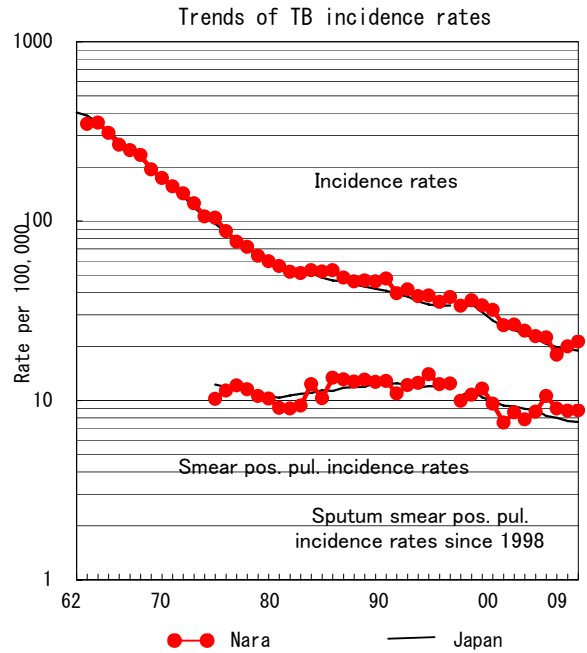
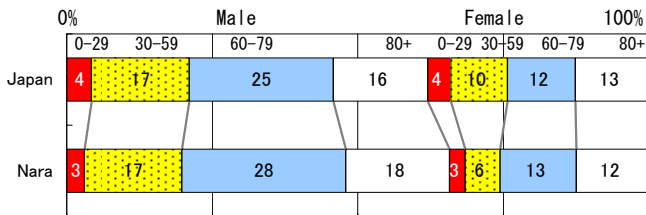


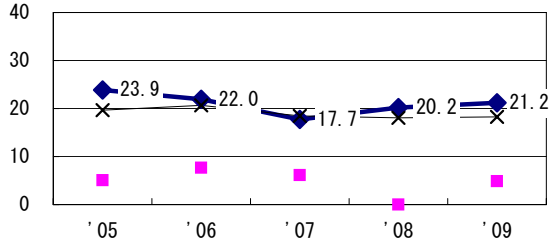
TB statistics in 2009		
Population	1,398,917	(Japan)
Foreigners	2	0.7% (3.9%)
Estimated homeless or poor TB among male cases aged 30-59 yrs	7	14.0% (12.0%)

Trends	'05	'06	'07	'08	'09
Notified cases	324	318	253	281	298
Rate per 100,000	22.8	22.5	17.9	20.0	21.3
Sputum smear pos. pul. cases	123	150	127	123	123
Rate per 100,000	8.7	10.6	9.0	8.8	8.8

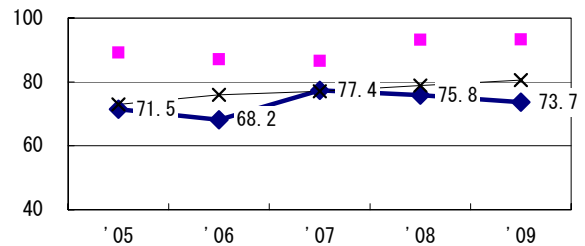
Age-sex composition of notified cases, 2009



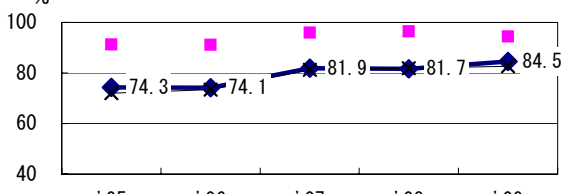
Proportion of cases with long case finding delay (>3M) among symptomatic pul. TB †



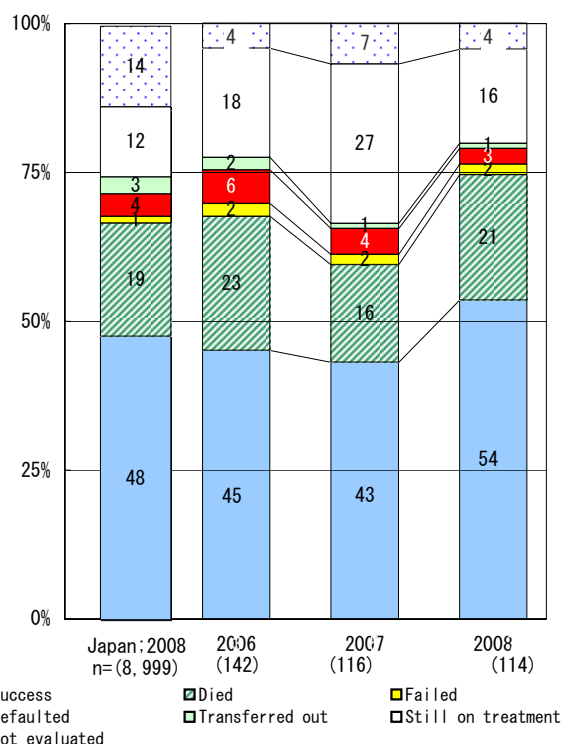
Proportion of Tx with HRZ-E/S among all forms of TB cases aged under 80 yrs ‡



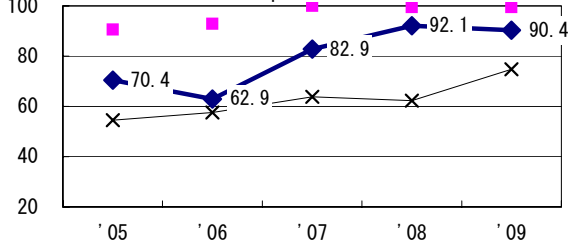
Proportion of bacillary cases among pul. TB



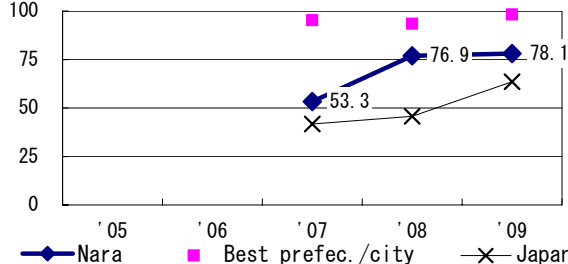
Treatment outcomes of new sputum smear-pos. pul. cases registered in 2006-2008



Proportion of culture results obtained among pul. TB



Proportion of DST results obtained among culture pos. pul. TB



	'05	'06	'07	'08	'09
† Excluding unk delay (%)	10.2	5.5	16.6	36.3	5.7
‡ Excluding unk Tx (%)	4.0	1.3	2.2	0.0	0.5

Registered year	'07	'08	Japan
Median days of treatment (all forms)	293	297	(272)
Median days of hospitalization (pul. TB)	69	67	(67)