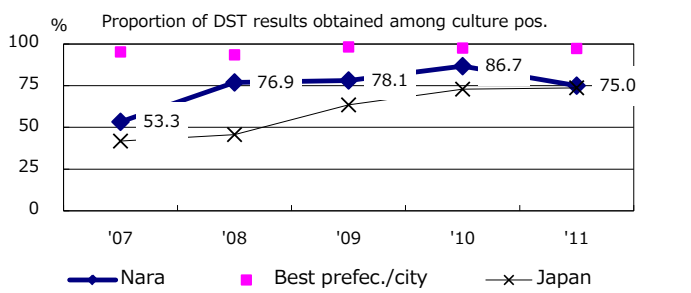
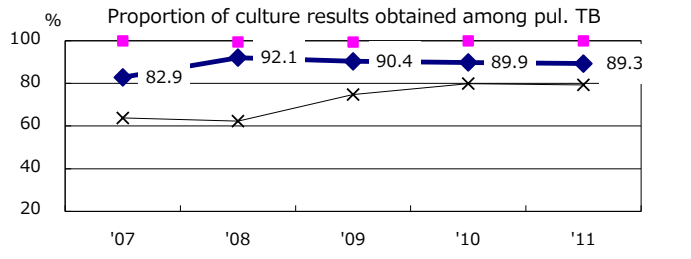
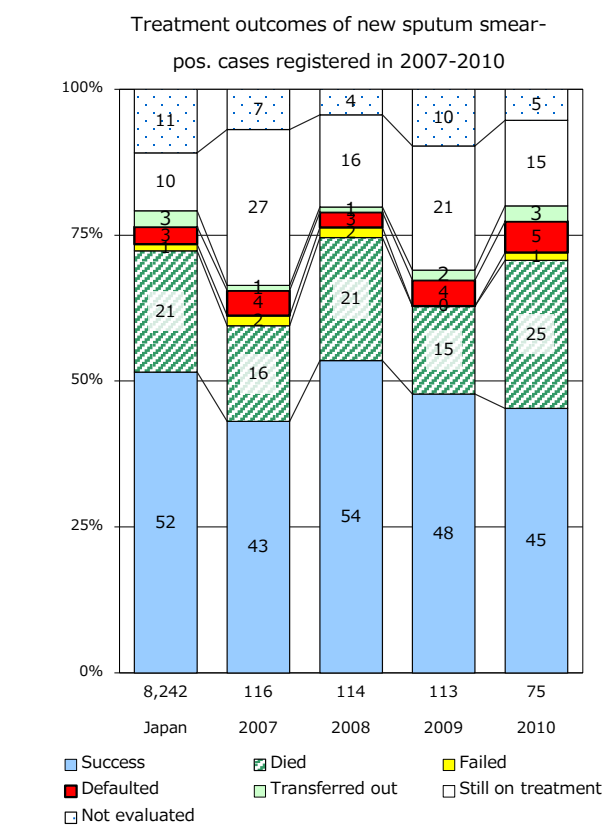
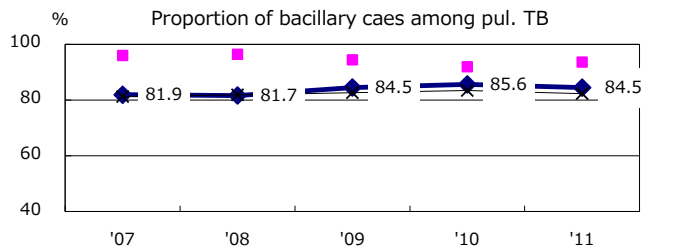
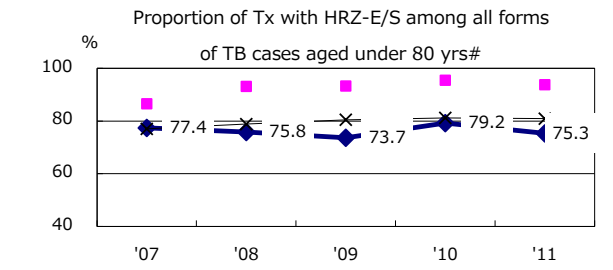
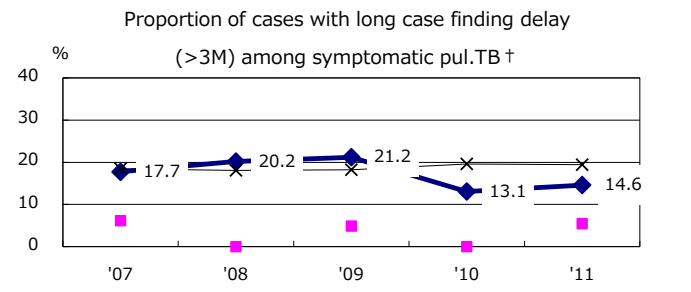
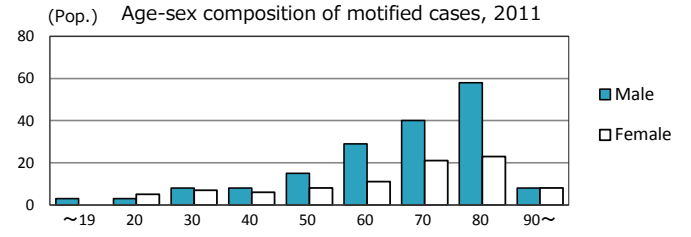
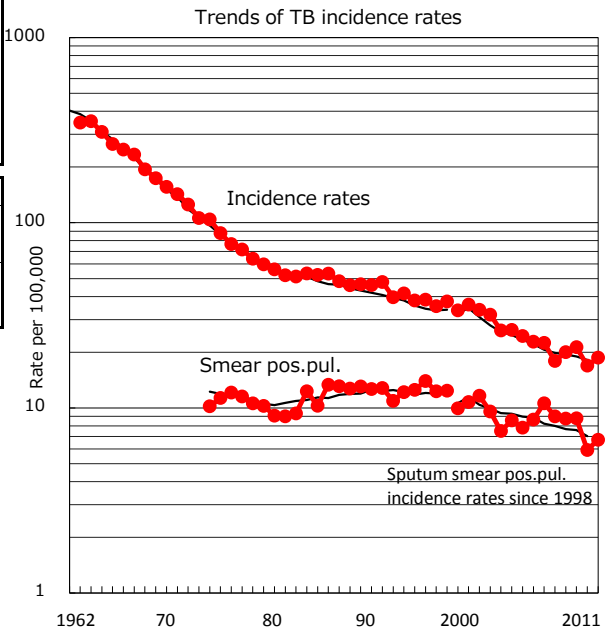


TB statistics in 2011		
Population	1,395,845	(Japan)
Foreign borns	4	1.5% (4.1%)
TB patients with homeless history	0	0.0% (1.4%)
Jobless TB patients getting public assistance, proportion among male TB patients aged 35-59 yrs	1	3.2% (10.6%)

Trends	'07	'08	'09	'10	'11
Notified cases	253	281	298	237	261
Rate per 100,000	17.9	20.0	21.3	16.9	18.7
Sputum smear pos. pul. cases	127	123	123	83	94
Rate per 100,000	9.0	8.8	8.8	5.9	6.7



	'07	'08	'09	'10	'11	Year of registration	'07	'08	'09	'10	Japan
† Excluding unknown delay(%)	16.6	36.3	5.7	12.2	21.2	Median days of treatment (all forms)	293	297	283	281	(272)
# Excluding unknown Tx(%)	4.3	1.0	1.4	2.5	3.7	Median days of hospitalization (pul. TB)	69	67	63	63	(65)