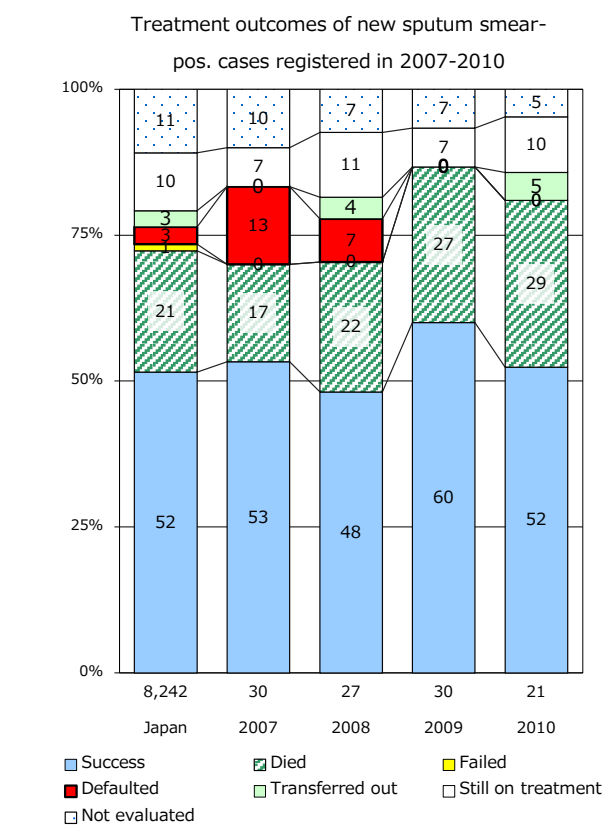
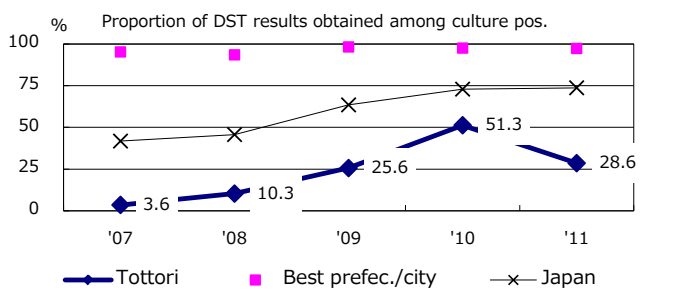
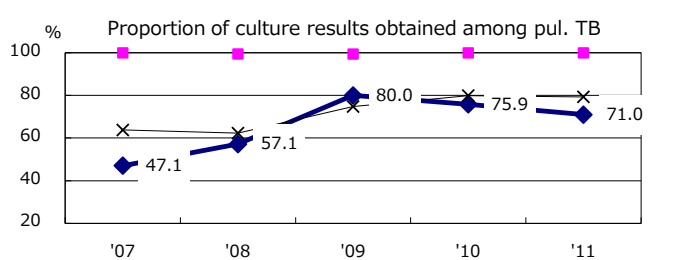
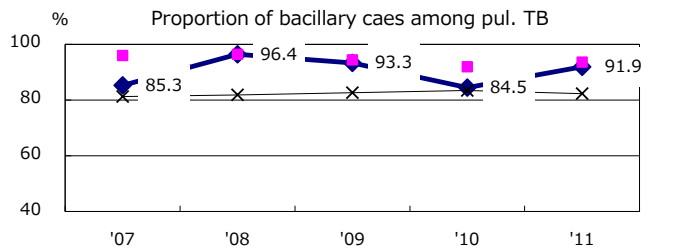
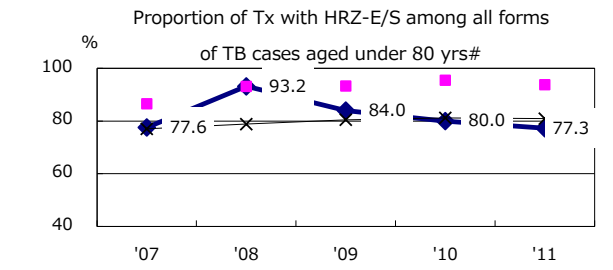
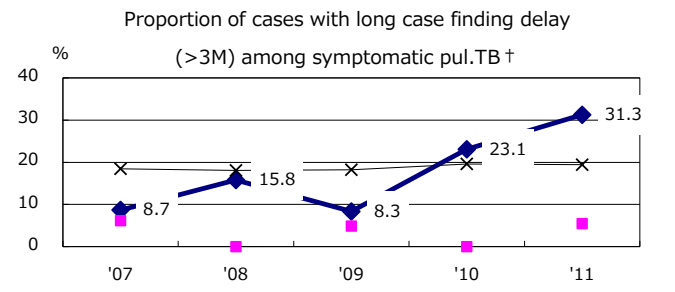
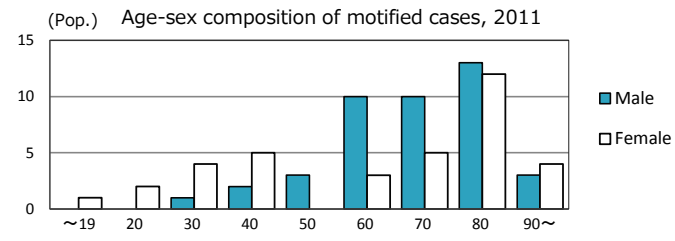
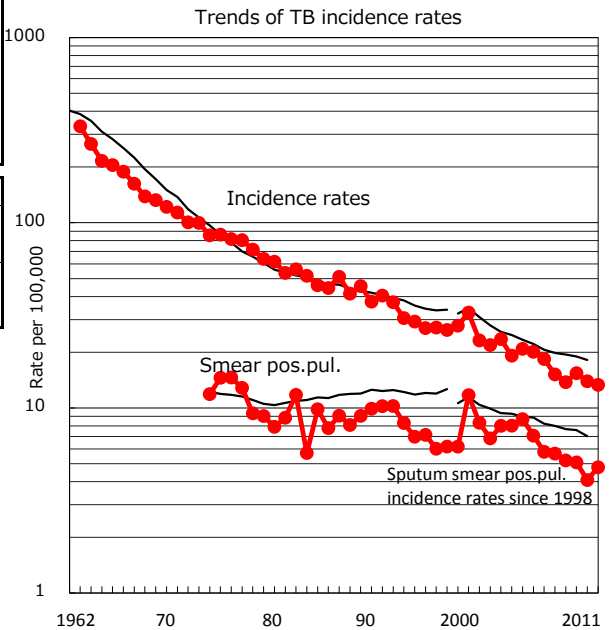


TB statistics in 2011		
Population	585,494	(Japan)
Foreign borns	2	2.6% (4.1%)
TB patients with homeless history	0	0.0% (1.4%)
Jobless TB patients getting public assistance, proportion among male TB patients aged 35-59 yrs	0	0.0% (10.6%)

Trends	'07	'08	'09	'10	'11
Notified cases	91	82	91	82	78
Rate per 100,000	15.2	13.8	15.4	13.9	13.3
Sputum smear pos. pul. cases	34	31	30	24	28
Rate per 100,000	5.7	5.2	5.1	4.1	4.8



	'07	'08	'09	'10	'11	Year of registration	'07	'08	'09	'10	Japan
† Excluding unknown delay(%)	46.5	52.5	63.6	68.3	60.0	Median days of treatment (all forms)	243	274	200	273	(272)
# Excluding unknown Tx(%)	0.0	6.4	2.0	1.8	4.3	Median days of hospitalization (pul. TB)	64	69	80	51	(65)