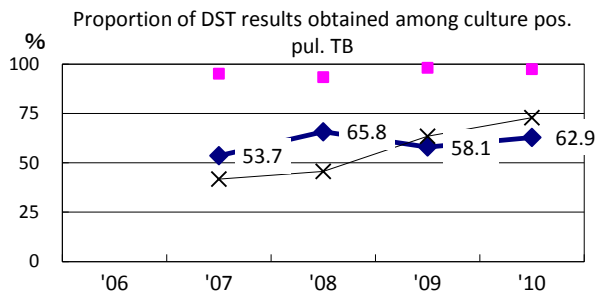
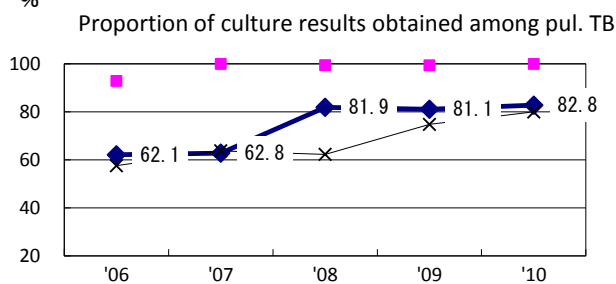
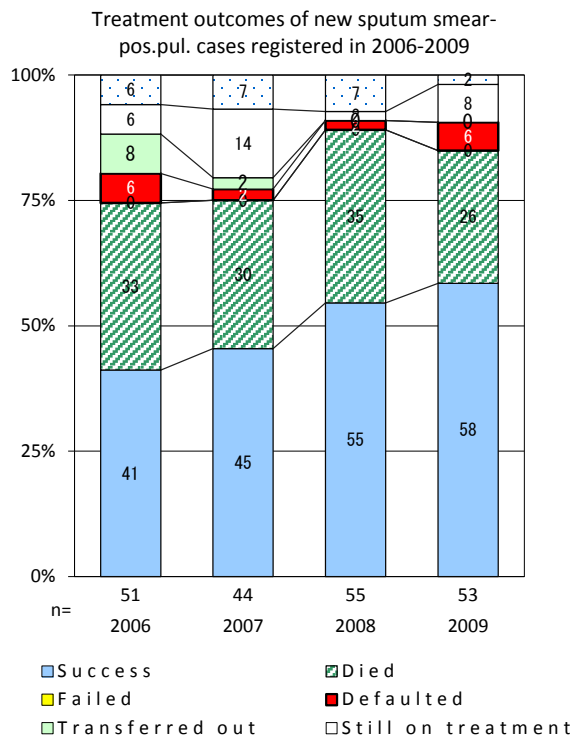
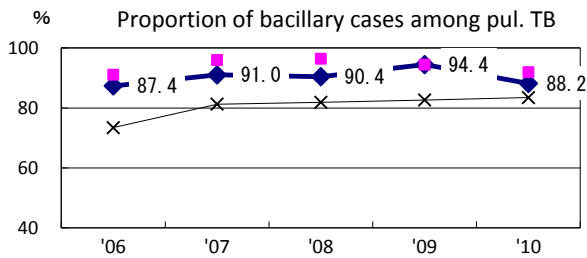
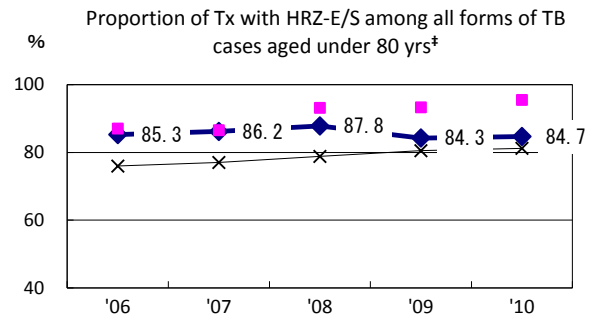
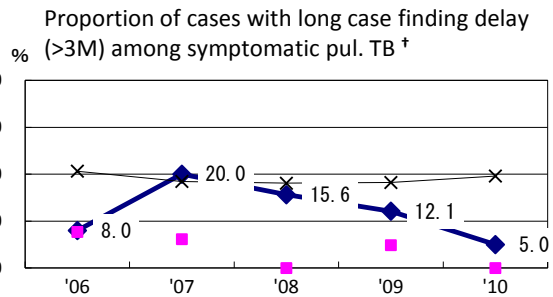
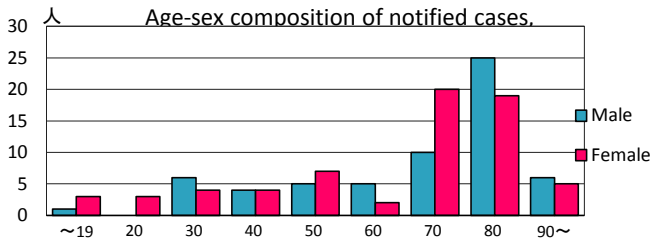
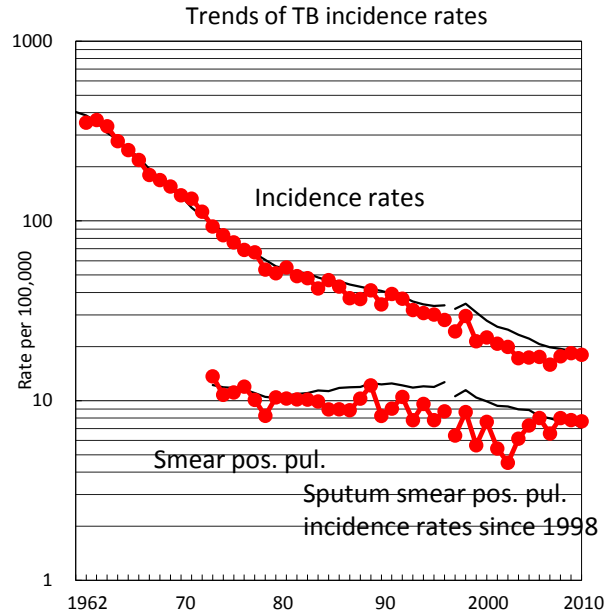


TB statistics in 2010					
Population	716,354			(Japan)	
Foreign borns	4	3.1%		(4.1%)	
TB patients with homeless history	0	0.0%		(1.4%)	
Jobless TB patients getting public assistance, proportion among male TB patients aged 35-59 yrs	0	0.0%		(10.8%)	
Trends	'06	'07	'08	'09	'10
Notified cases	129	116	128	132	129
Rate per 100,000	17.5	15.9	17.7	18.4	18.0
Sputum smear pos. pul. cases	59	48	58	56	55
Rate per 100,000	8.0	6.6	8.0	7.8	7.7



◆ Shimane    ■ Best prefec./city    × Japan

	'06	'07	'08	'09	'10	Year of registration	'07	'08	'09	Japan
†Excluding unknown delay(%)	7.4	59.7	53.6	53.5	48.1	Median days of treatment (all forms)	246	241	203	(270)
‡Excluding unknown Tx (%)	4.2	4.9	0.0	5.4	2.7	Median days of hospitalization (pul.TB)	58	40	48	(68)