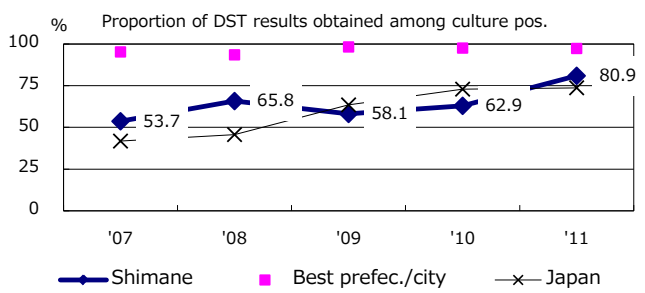
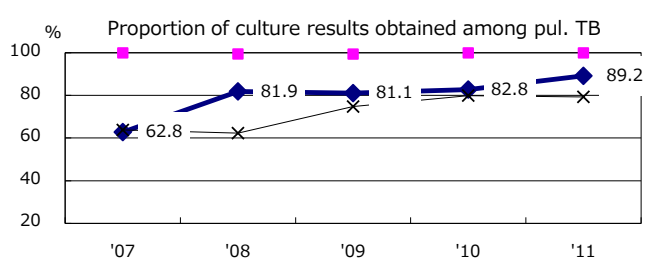
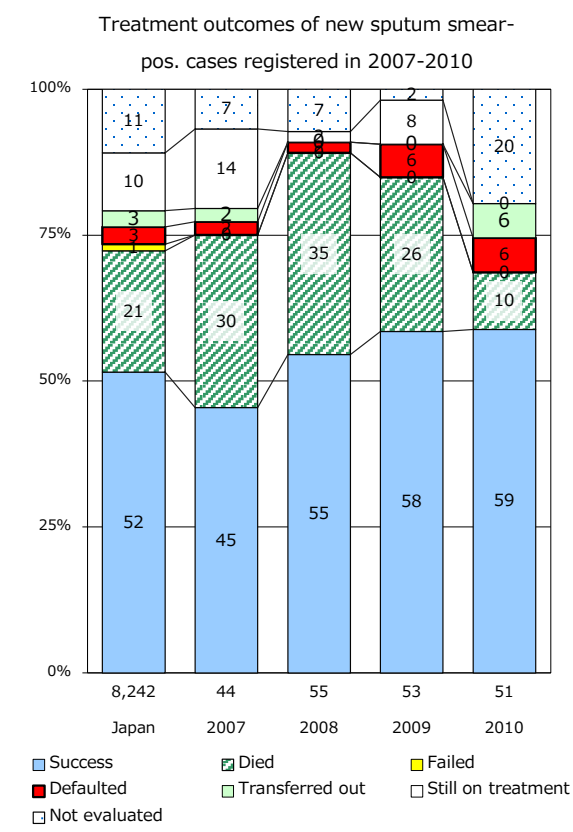
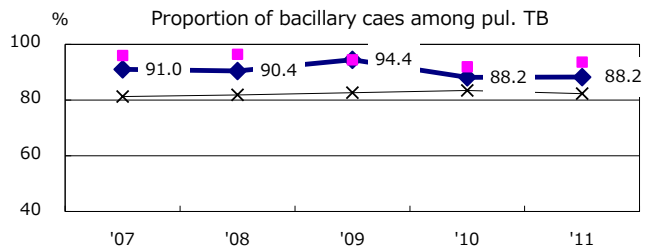
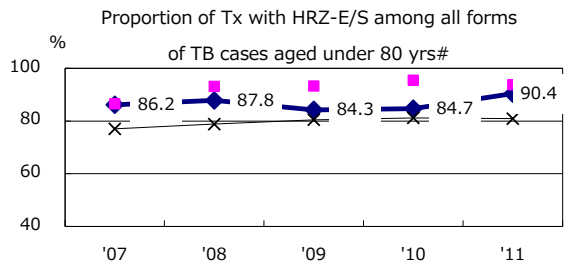
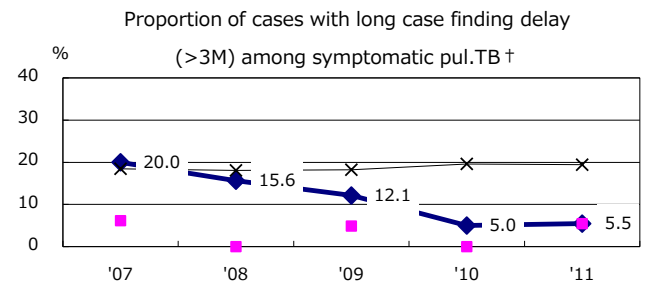
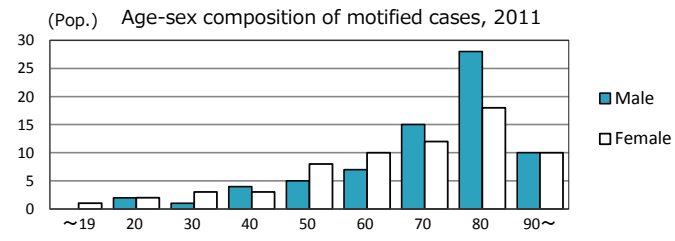
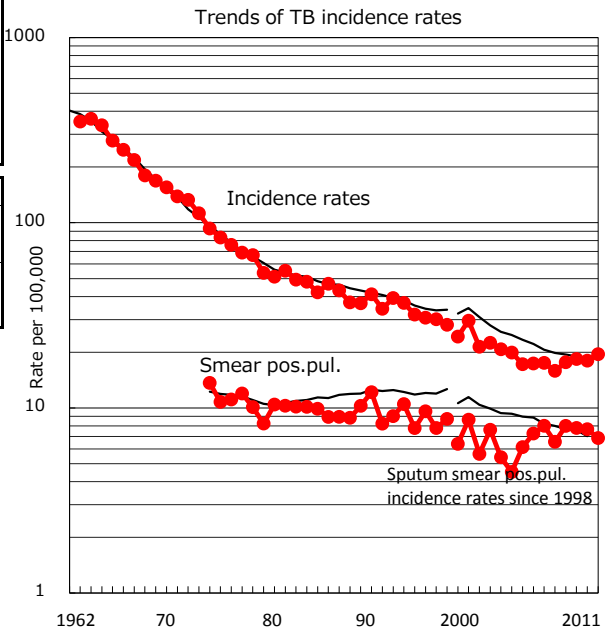


TB statistics in 2011		
Population	712,292	(Japan)
Foreign borns	3	2.2% (4.1%)
TB patients with homeless history	0	0.0% (1.4%)
Jobless TB patients getting public assistance, proportion among male TB patients aged 35-59 yrs	1	10.0% (10.6%)

Trends	'07	'08	'09	'10	'11
Notified cases	116	128	132	129	139
Rate per 100,000	15.9	17.7	18.4	18.0	19.5
Sputum smear pos. pul. cases	48	58	56	55	49
Rate per 100,000	6.6	8.0	7.8	7.7	6.9



	'07	'08	'09	'10	'11	Year of registration	'07	'08	'09	'10	Japan
† Excluding unknown delay(%)	59.7	53.6	53.5	48.1	26.7	Median days of treatment (all forms)	246	241	203	193	(272)
# Excluding unknown Tx(%)	4.9	0.0	5.4	2.7	0.0	Median days of hospitalization (pul. TB)	58	40	48	33	(65)