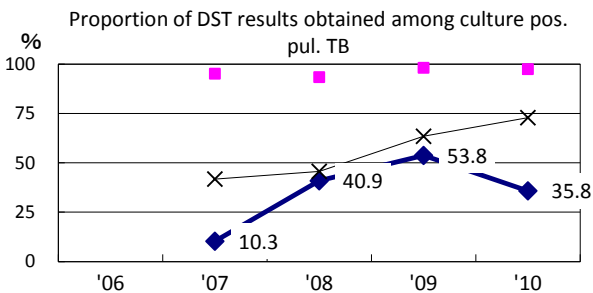
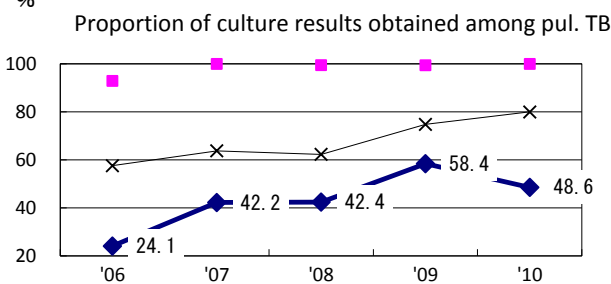
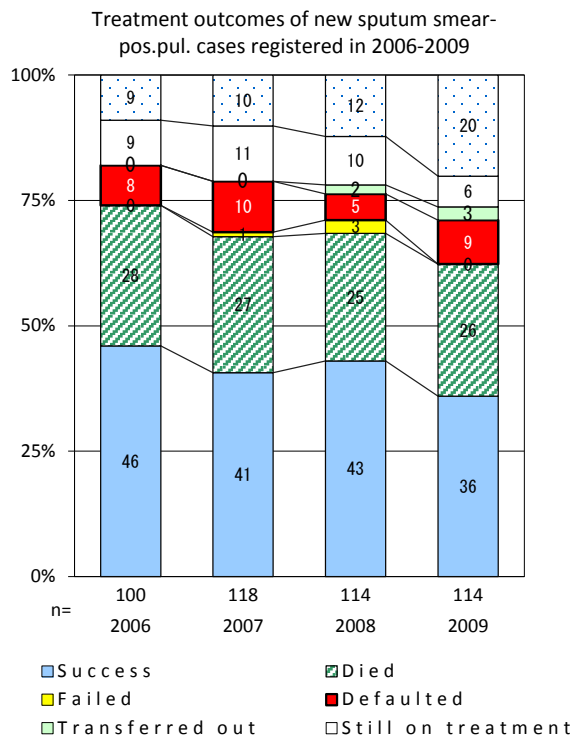
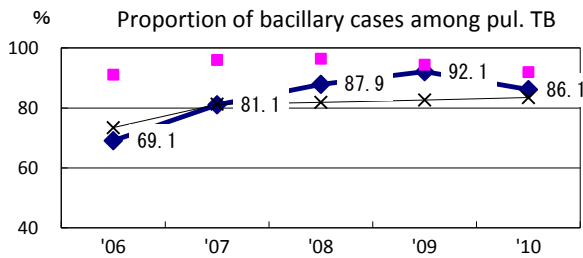
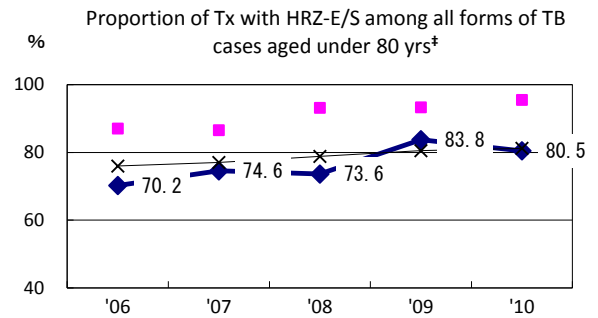
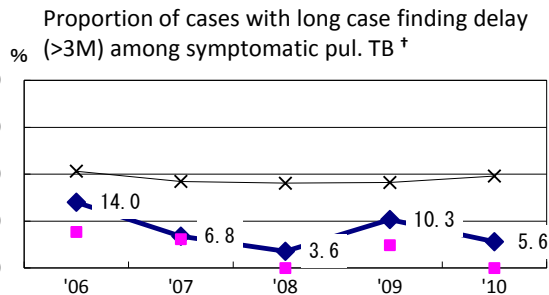
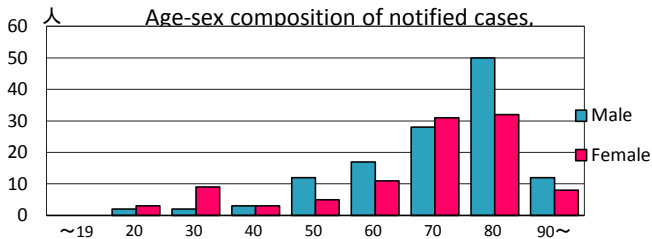
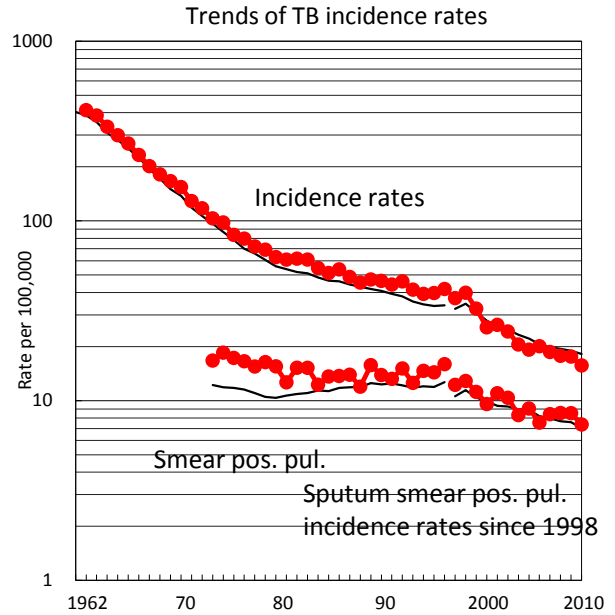


Yamaguchi

| TB statistics in 2010 | | | | | |
|---|-----------|------|------|---------|------|
| Population | 1,451,372 | | | (Japan) | |
| Foreign borns | 4 | 1.8% | | (4.1%) | |
| TB patients with homeless history | 0 | 0.0% | | (1.4%) | |
| Jobless TB patients getting public assistance, proportion among male TB patients aged 35-59 yrs | 1 | 5.9% | | (10.8%) | |
| Trends | '06 | '07 | '08 | '09 | '10 |
| Notified cases | 298 | 275 | 260 | 256 | 228 |
| Rate per 100,000 | 20.1 | 18.7 | 17.8 | 17.6 | 15.7 |
| Sputum smear pos. pul. cases | 112 | 124 | 125 | 124 | 107 |
| Rate per 100,000 | 7.6 | 8.4 | 8.5 | 8.5 | 7.4 |



◆ Yamaguchi ■ Best prefec./city × Japan

| | | | | | | | | | | |
|-----------------------------|-----------|-----------|-----------|-----------|-----------|---|----------|----------|----------|-------------|
| †Excluding unknown delay(%) | '06: 14.3 | '07: 33.5 | '08: 42.1 | '09: 48.2 | '10: 38.6 | Year of registration | '07: 242 | '08: 258 | '09: 274 | Japan (270) |
| ‡Excluding unknown Tx (%) | 1.0 | 3.9 | 3.6 | 3.1 | 2.4 | Median days of treatment (all forms) | 78 | 79 | 82 | (68) |
| | | | | | | Median days of hospitalization (pul.TB) | | | | |