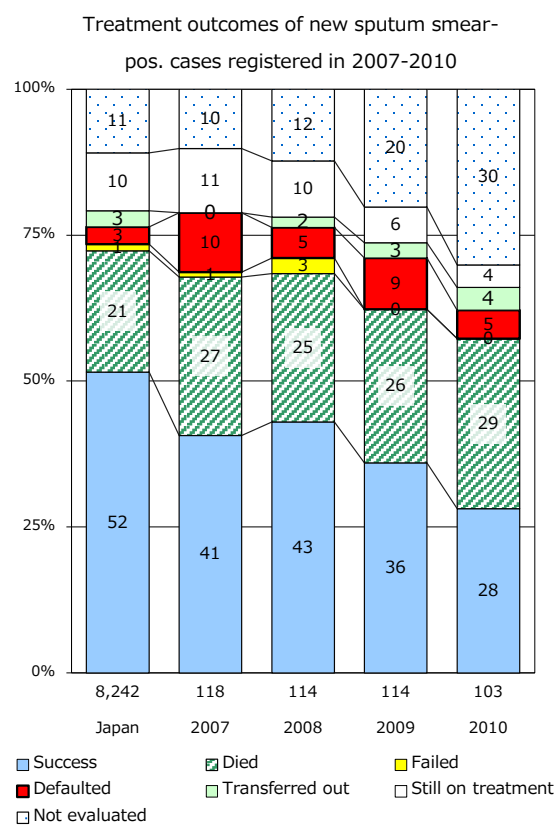
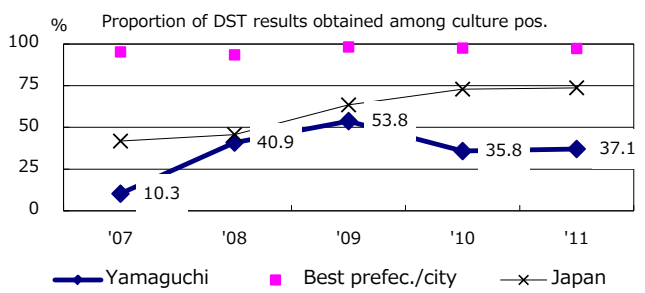
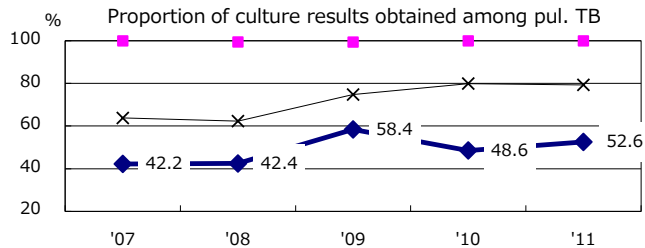
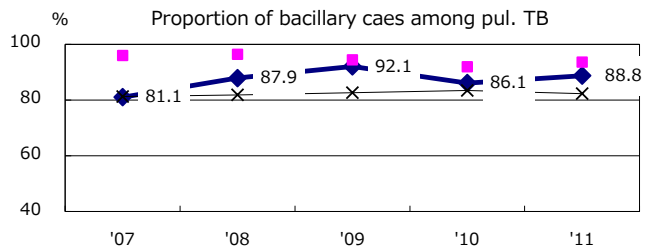
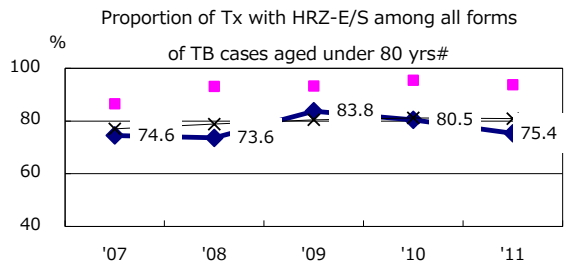
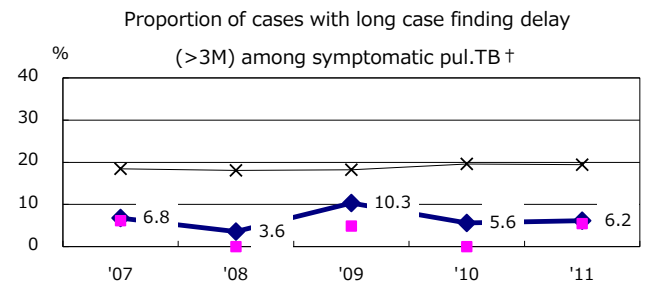
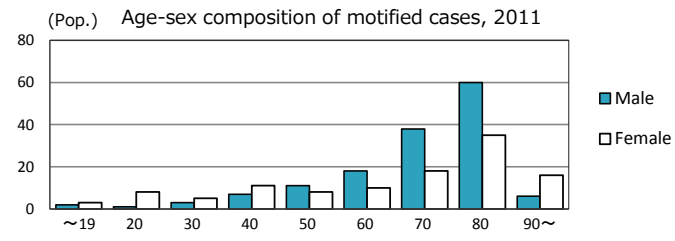
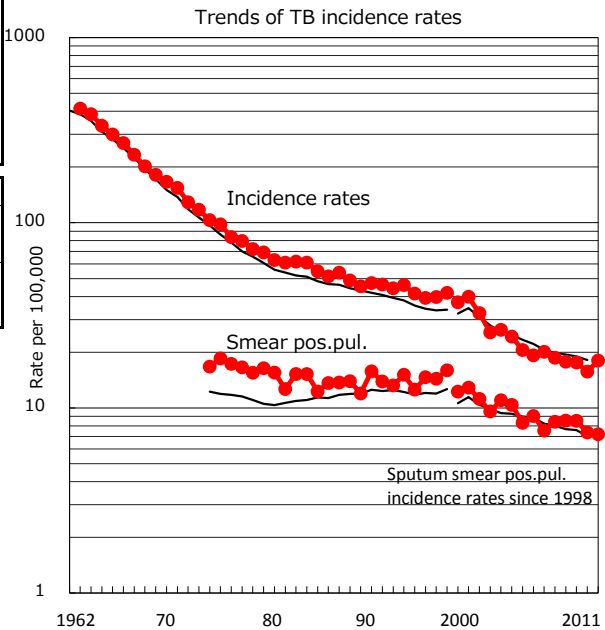


TB statistics in 2011		
Population	1,442,428	(Japan)
Foreign borns	7	2.7% (4.1%)
TB patients with homeless history	3	1.2% (1.4%)
Jobless TB patients getting public assistance, proportion among male TB patients aged 35-59 yrs	1	4.8% (10.6%)

Trends	'07	'08	'09	'10	'11
Notified cases	275	260	256	228	260
Rate per 100,000	18.7	17.8	17.6	15.7	18.0
Sputum smear pos. pul. cases	124	125	124	107	104
Rate per 100,000	8.4	8.5	8.5	7.4	7.2



	'07	'08	'09	'10	'11	Year of registration	'07	'08	'09	'10	Japan
† Excluding unknown delay(%)	33.5	42.1	48.2	38.6	55.8	Median days of treatment (all forms)	242	258	274	281	(272)
# Excluding unknown Tx(%)	3.9	3.6	3.1	2.4	6.3	Median days of hospitalization (pul. TB)	78	79	82	79	(65)