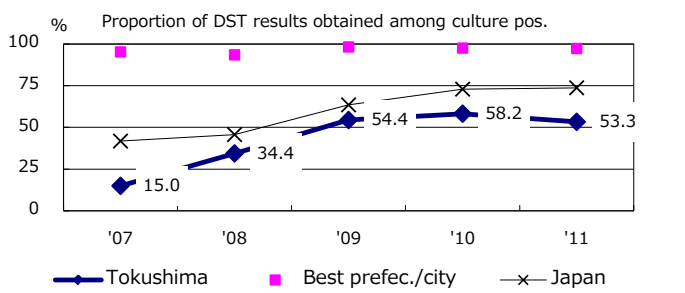
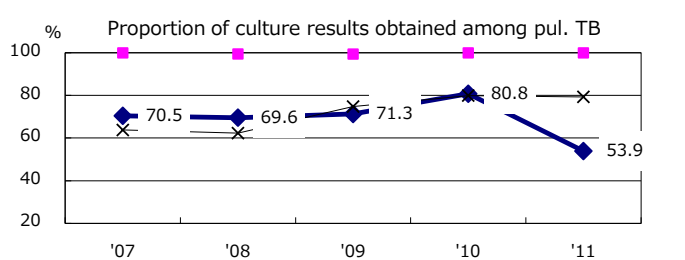
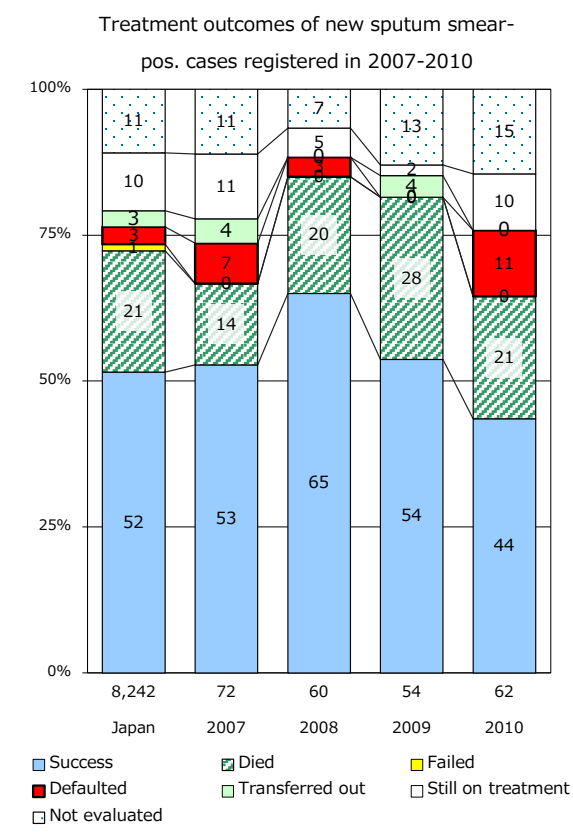
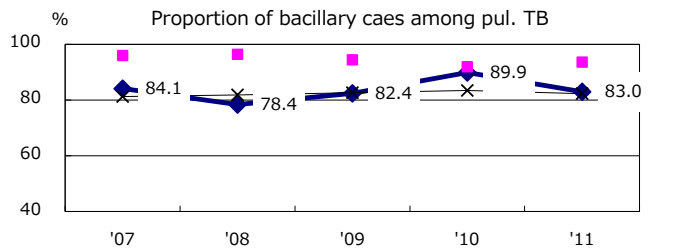
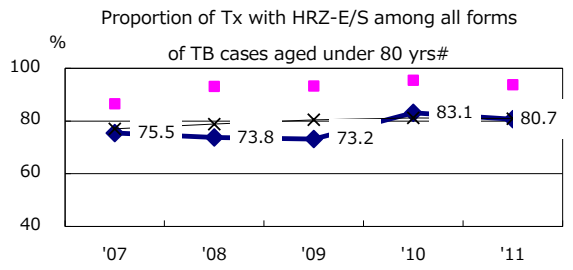
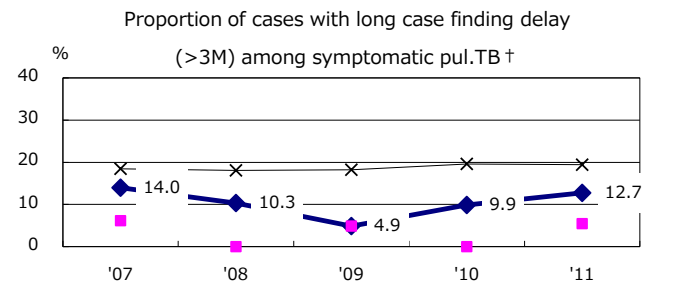
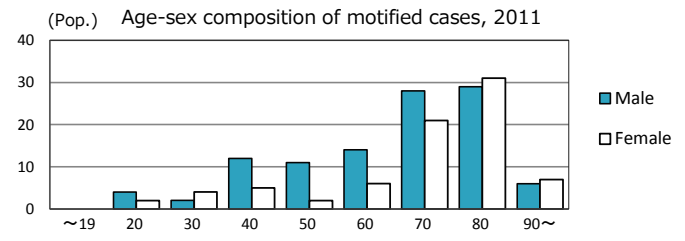
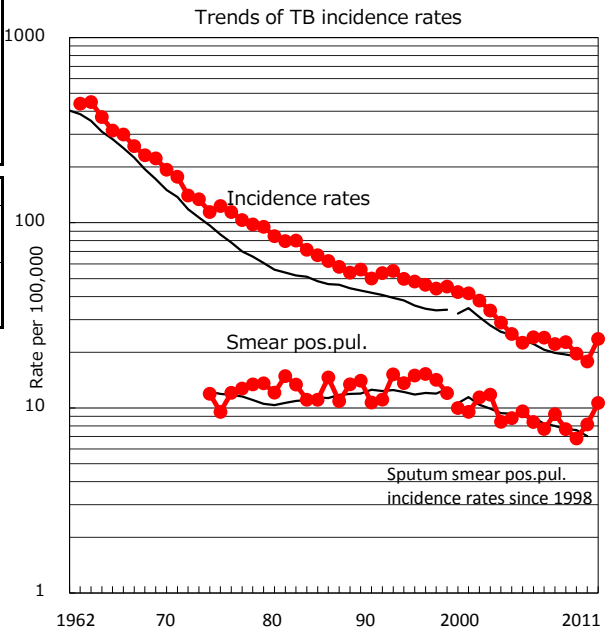


TB statistics in 2011		
Population	780,236	(Japan)
Foreign borns	1	0.5% (4.1%)
TB patients with homeless history	0	0.0% (1.4%)
Jobless TB patients getting public assistance, proportion among male TB patients aged 35-59 yrs	1	4.0% (10.6%)

Trends	'07	'08	'09	'10	'11
Notified cases	177	180	155	140	184
Rate per 100,000	22.1	22.7	19.6	17.8	23.6
Sputum smear pos. pul. cases	74	61	54	64	83
Rate per 100,000	9.3	7.7	6.8	8.1	10.6



	'07	'08	'09	'10	'11	Year of registration	'07	'08	'09	'10	Japan
† Excluding unknown delay(%)	12.3	23.0	14.6	14.7	17.7	Median days of treatment (all forms)	276	275	278	278	(272)
#Excluding unknown Tx(%)	0.9	6.4	0.0	0.0	1.8	Median days of hospitalization (pul.TB)	70	71	61	83	(65)