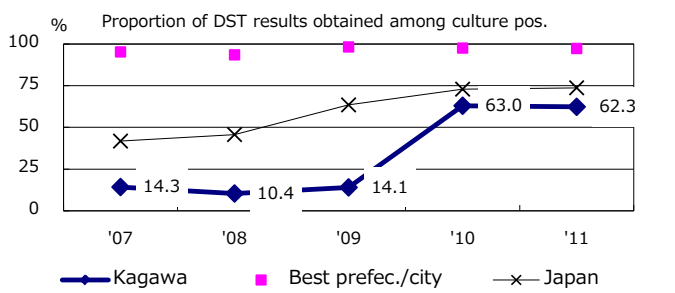
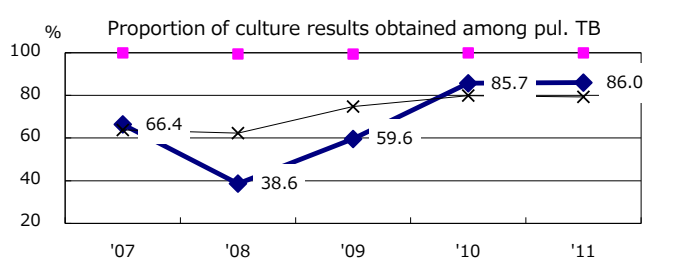
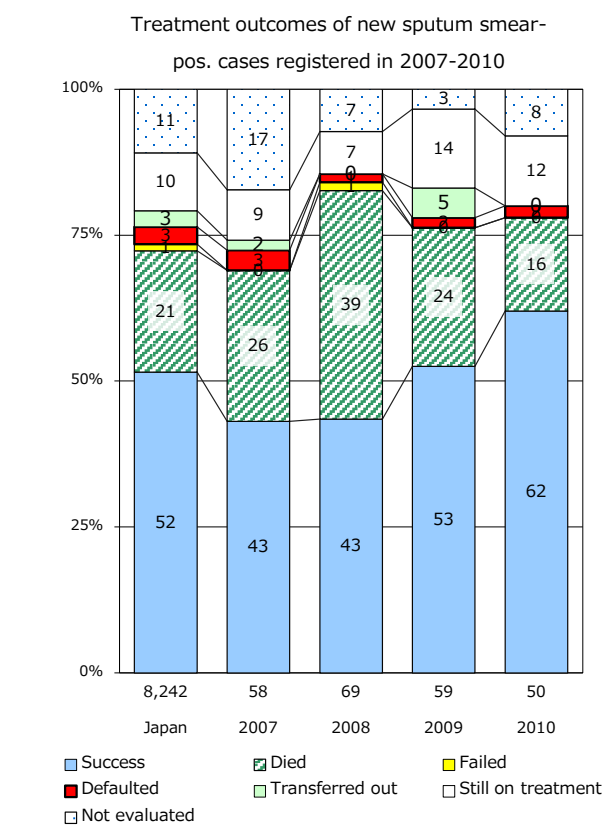
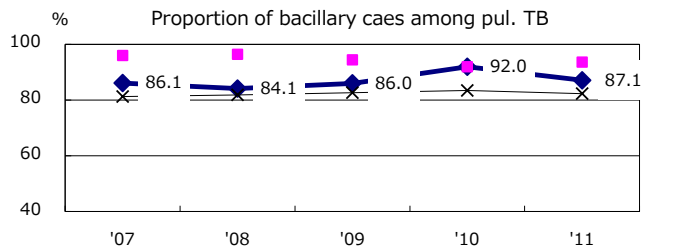
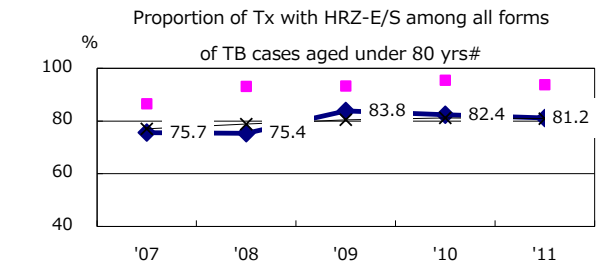
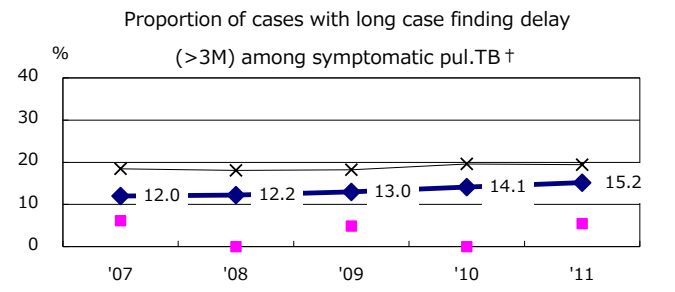
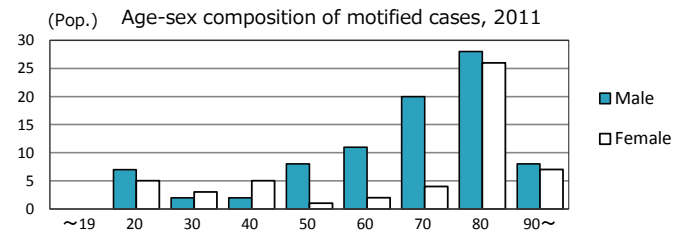
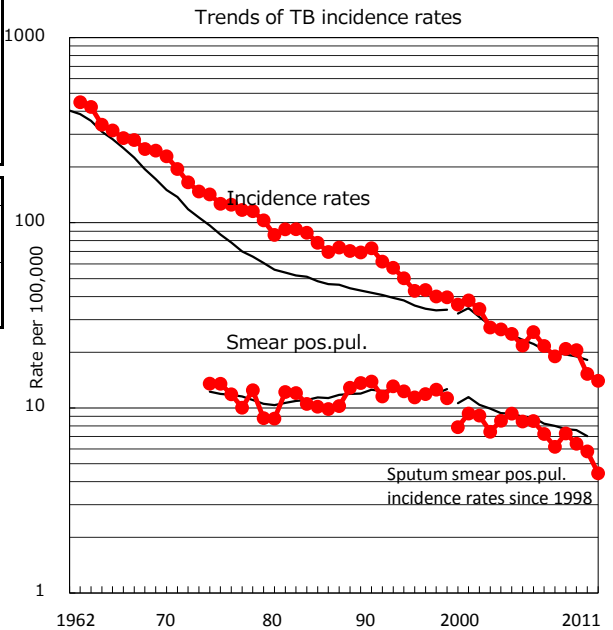


TB statistics in 2011		
Population	991,947	(Japan)
Foreign borns	9	6.5% (4.1%)
TB patients with homeless history	1	0.7% (1.4%)
Jobless TB patients getting public assistance, proportion among male TB patients aged 35-59 yrs	1	8.3% (10.6%)

Trends	'07	'08	'09	'10	'11
Notified cases	191	209	205	152	139
Rate per 100,000	19.0	20.8	20.5	15.3	14.0
Sputum smear pos. pul. cases	62	73	64	58	44
Rate per 100,000	6.2	7.3	6.4	5.8	4.4



	'07	'08	'09	'10	'11	Year of registration	'07	'08	'09	'10	Japan
† Excluding unknown delay(%)	34.2	26.2	49.1	17.0	10.8	Median days of treatment (all forms)	291	284	276	281	(272)
# Excluding unknown Tx(%)	2.5	2.3	0.0	0.0	1.4	Median days of hospitalization (pul. TB)	47	52	43	50	(65)