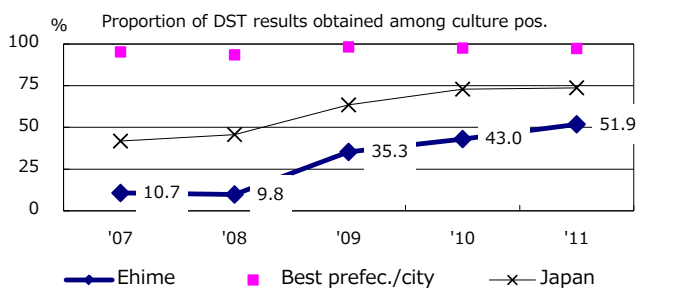
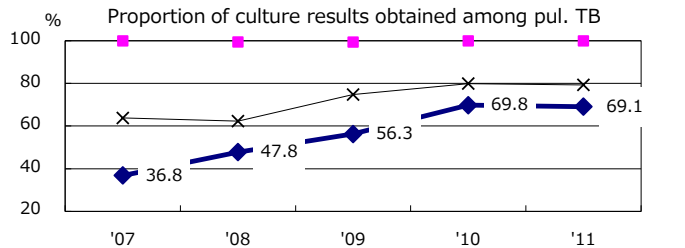
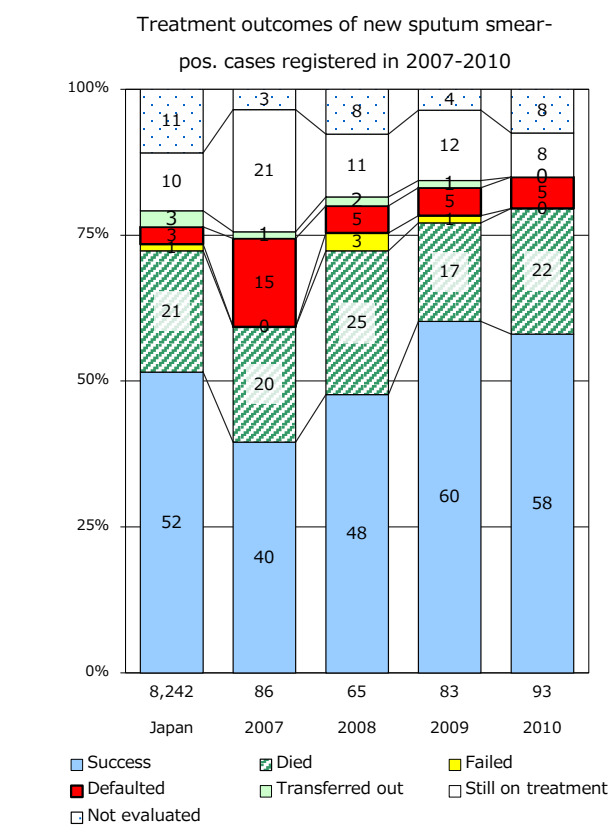
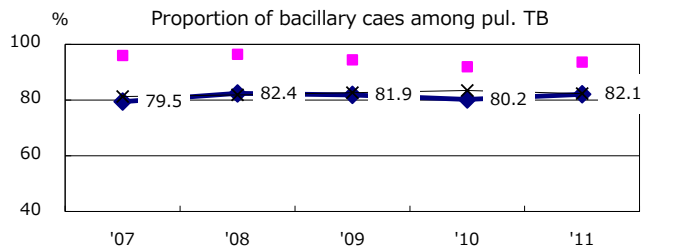
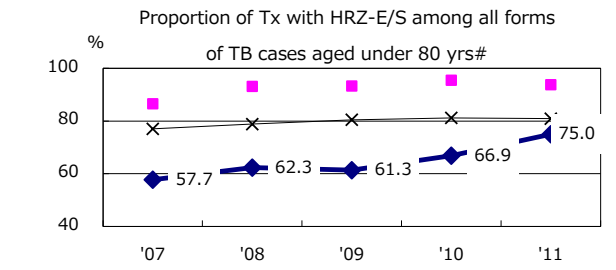
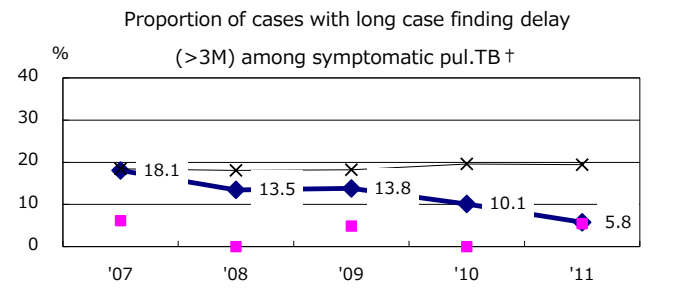
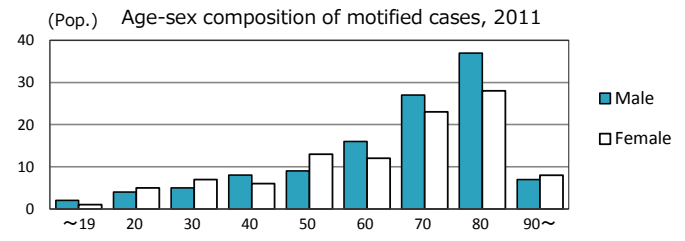
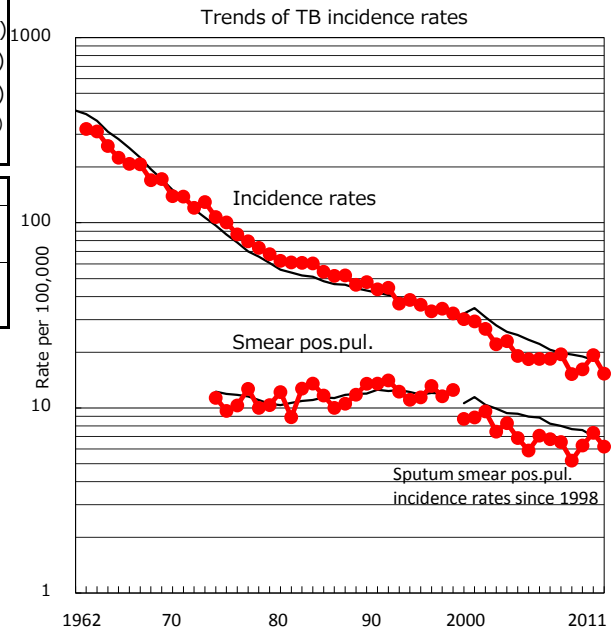


TB statistics in 2011		
Population	1,423,406	(Japan)
Foreign borns	2	0.9% (4.1%)
TB patients with homeless history	0	0.0% (1.4%)
Jobless TB patients getting public assistance, proportion among male TB patients aged 35-59 yrs	0	0.0% (10.6%)

Trends	'07	'08	'09	'10	'11
Notified cases	283	220	232	276	218
Rate per 100,000	19.5	15.2	16.2	19.3	15.3
Sputum smear pos. pul. cases	95	75	90	105	88
Rate per 100,000	6.5	5.2	6.3	7.3	6.2



	'07	'08	'09	'10	'11	Year of registration	'07	'08	'09	'10	Japan
† Excluding unknown delay(%)	2.7	11.1	31.0	41.5	11.9	Median days of treatment (all forms)	281	295	282	278	(272)
# Excluding unknown Tx(%)	0.5	2.1	0.7	1.7	1.4	Median days of hospitalization (pul. TB)	43	46	55	64	(65)