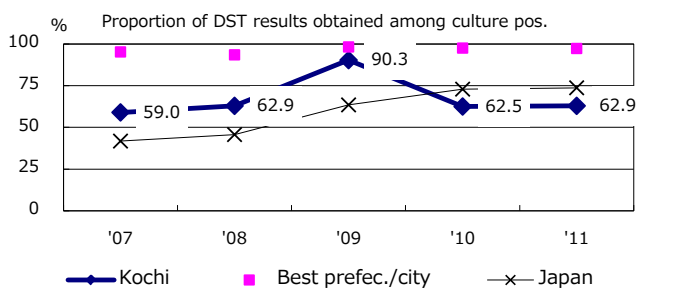
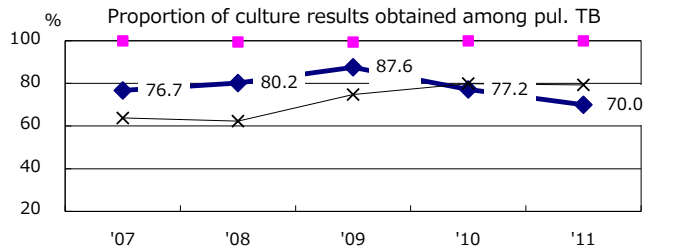
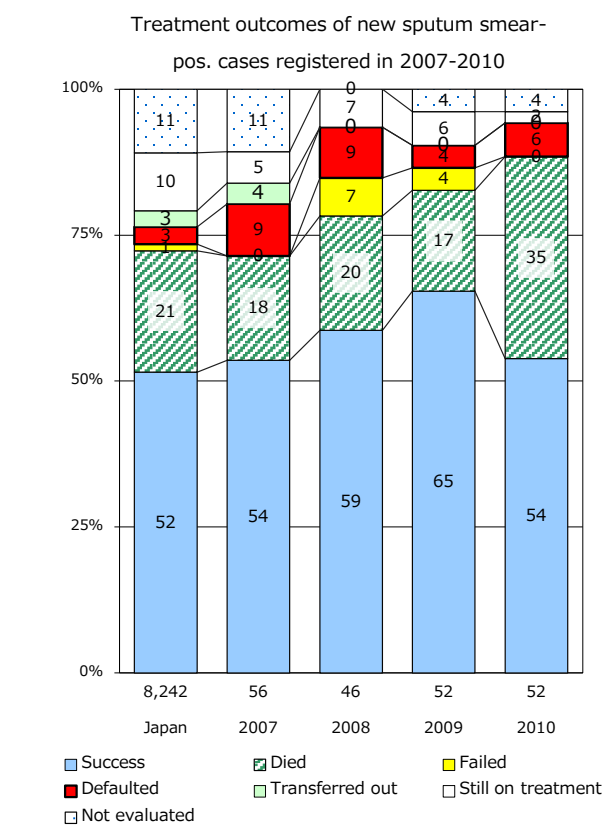
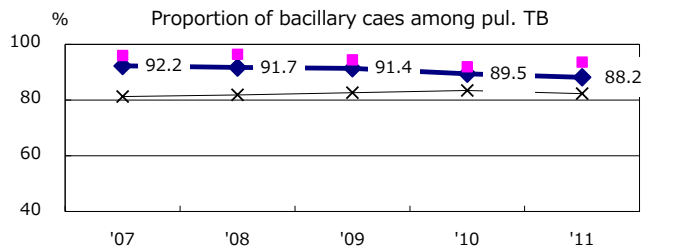
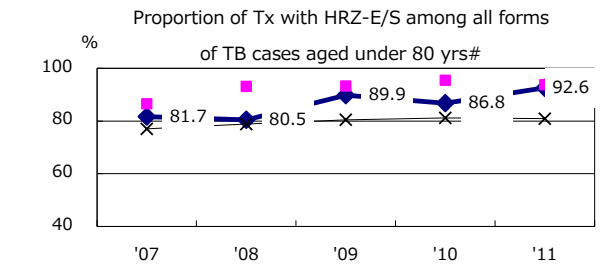
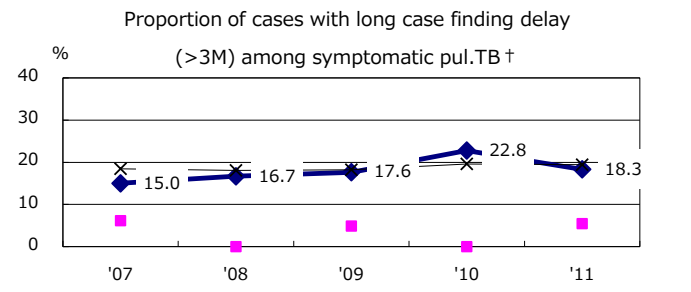
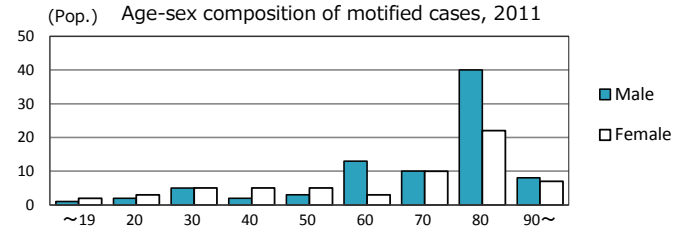
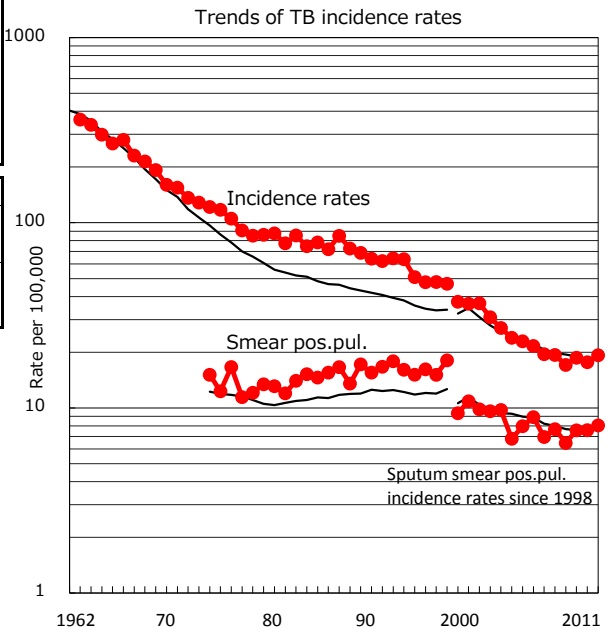


TB statistics in 2011		
Population	758,469	(Japan)
Foreign borns	2	1.4% (4.1%)
TB patients with homeless history	1	0.7% (1.4%)
Jobless TB patients getting public assistance, proportion among male TB patients aged 35-59 yrs	2	20.0% (10.6%)

Trends	'07	'08	'09	'10	'11
Notified cases	151	132	143	135	146
Rate per 100,000	19.3	17.1	18.7	17.7	19.2
Sputum smear pos. pul. cases	60	50	58	58	61
Rate per 100,000	7.7	6.5	7.6	7.6	8.0



	'07	'08	'09	'10	'11	Year of registration	'07	'08	'09	'10	Japan
† Excluding unknown delay(%)	36.2	28.0	3.4	10.2	28.6	Median days of treatment (all forms)	212	207	222	207	(272)
# Excluding unknown Tx(%)	0.0	0.0	0.0	1.3	1.4	Median days of hospitalization (pul. TB)	49	57	64	46	(65)