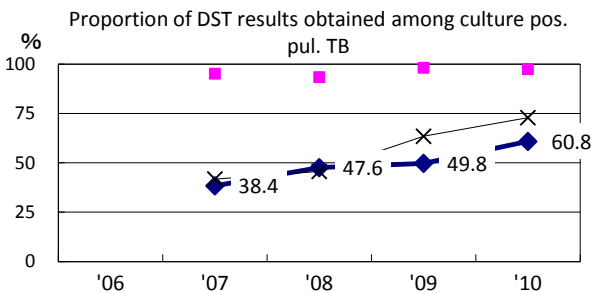
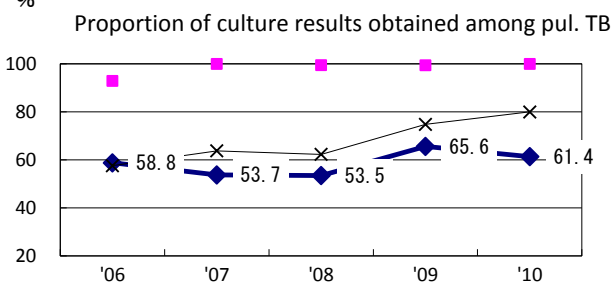
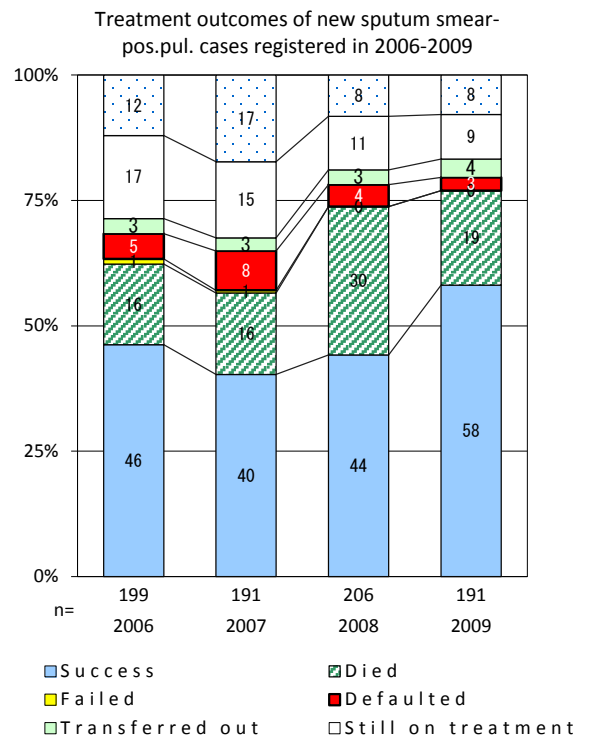
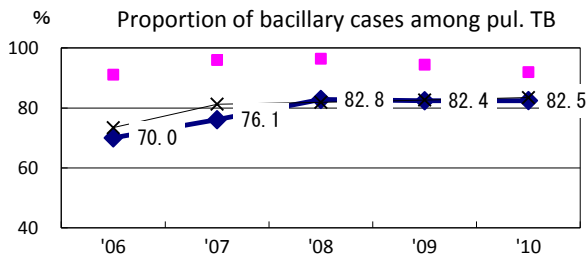
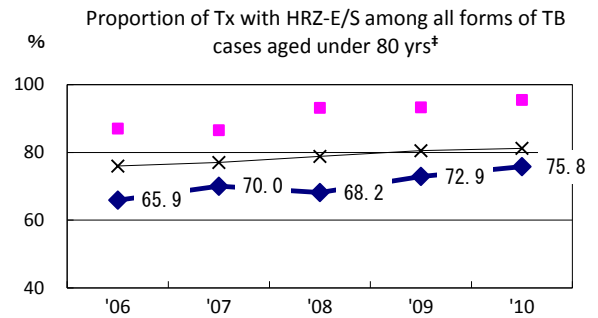
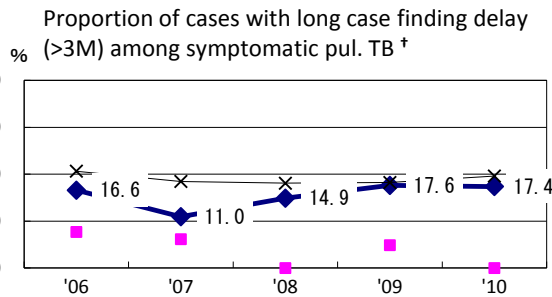
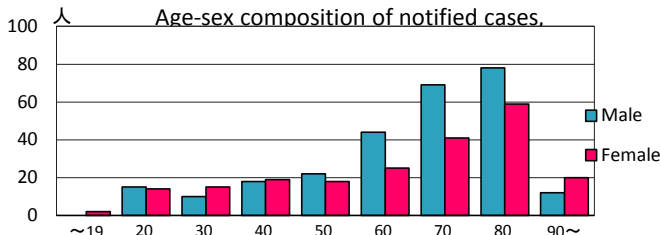
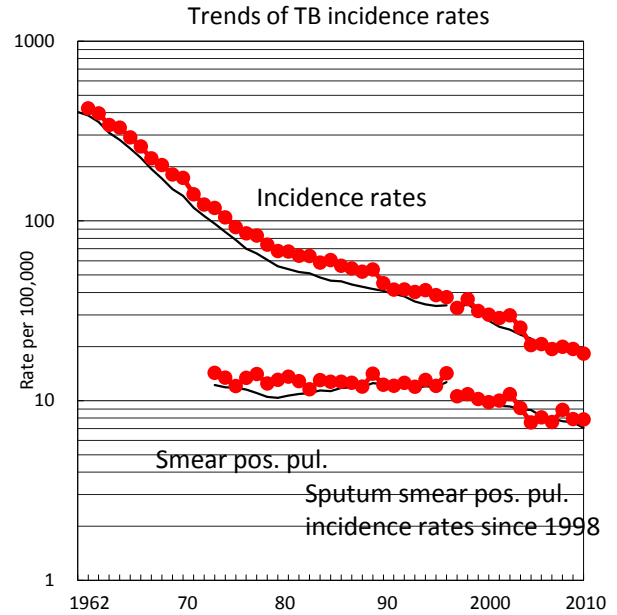


TB statistics in 2010					
Population	2,631,690	(Japan)			
Foreign borns	14	2.9%	(4.1%)		
TB patients with homeless history	3	0.6%	(1.4%)		
Jobless TB patients getting public assistance, proportion among male TB patients aged 35-59 yrs	3	6.0%	(10.8%)		
Trends	'06	'07	'08	'09	'10
Notified cases	547	512	525	508	481
Rate per 100,000	20.6	19.4	19.9	19.4	18.3
Sputum smear pos. pul. cases	214	201	234	207	207
Rate per 100,000	8.1	7.6	8.9	7.9	7.9



	'06	'07	'08	'09	'10	Year of registration	'07	'08	'09	Japan
†Excluding unknown delay(%)	17.1	23.1	36.1	27.3	31.3	Median days of treatment (all forms)	271	276	275	(270)
‡Excluding unknown Tx (%)	7.1	7.7	8.3	0.9	3.2	Median days of hospitalization (pul.TB)	57	83	72	(68)