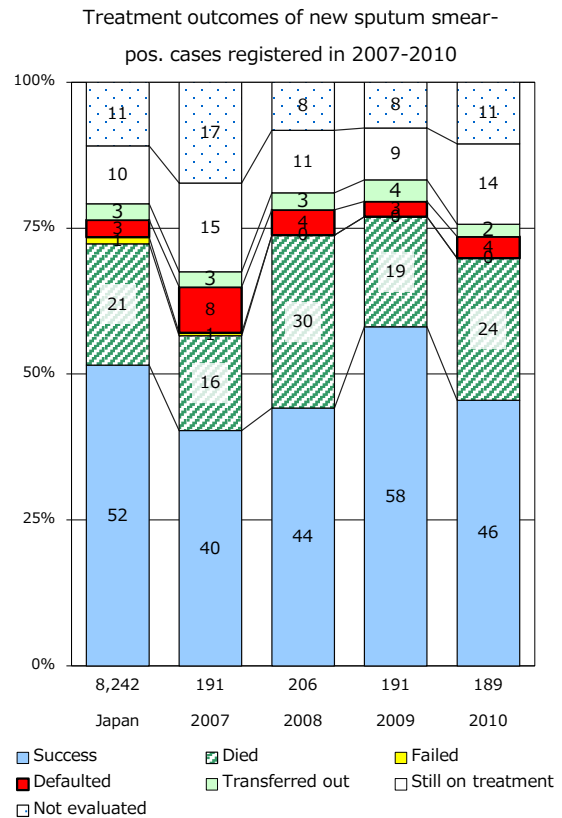
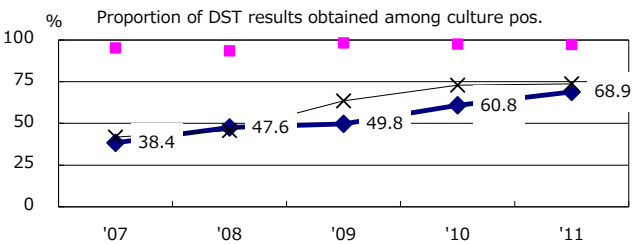
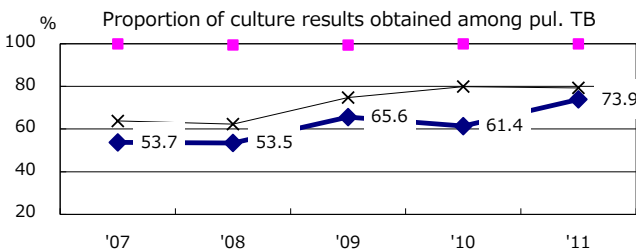
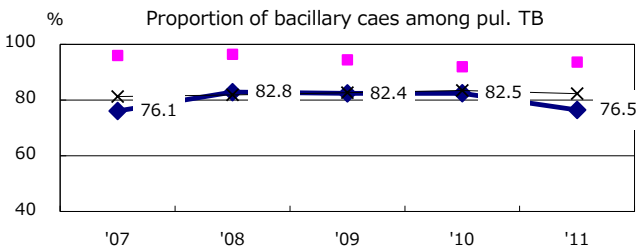
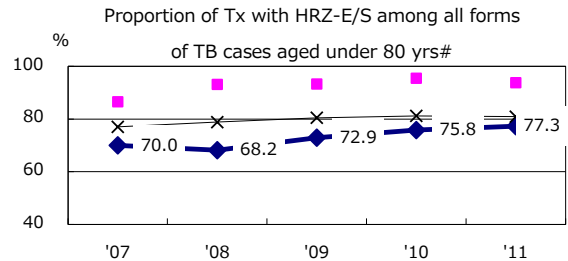
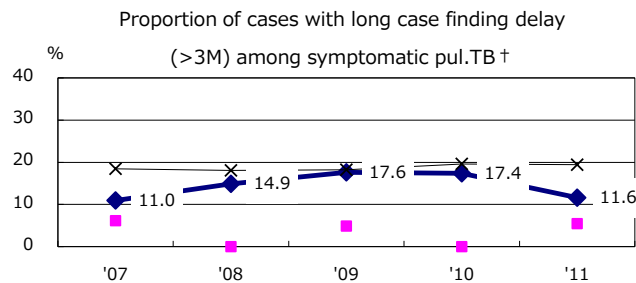
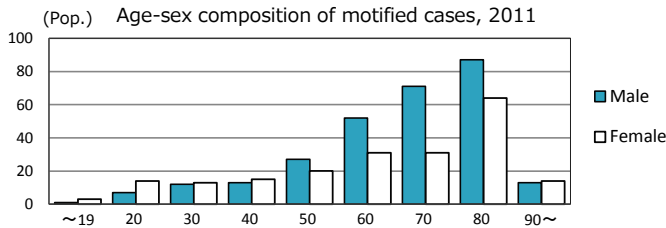
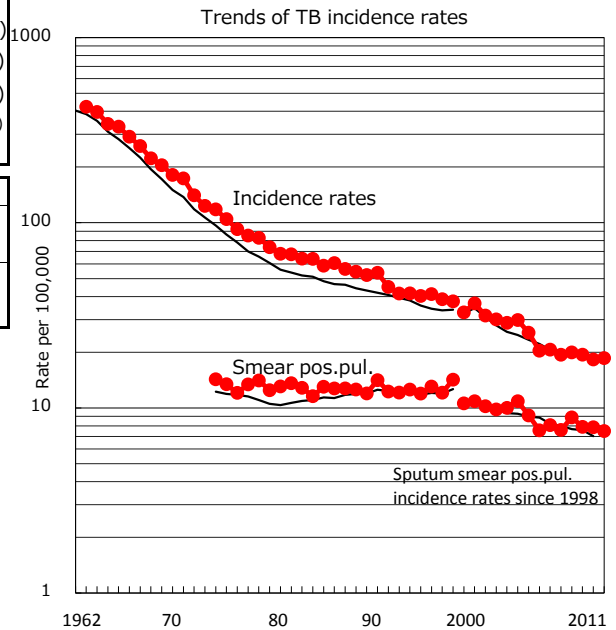


TB statistics in 2011		
Population	2,625,571	(Japan)
Foreign borns	14	2.9% (4.1%)
TB patients with homeless history	2	0.4% (1.4%)
Jobless TB patients getting public assistance, proportion among male TB patients aged 35-59 yrs	4	7.7% (10.6%)

Trends	'07	'08	'09	'10	'11
Notified cases	512	525	508	481	488
Rate per 100,000	19.4	19.9	19.4	18.3	18.6
Sputum smear pos. pul. cases	201	234	207	207	197
Rate per 100,000	7.6	8.9	7.9	7.9	7.5



	'07	'08	'09	'10	'11	Year of registration	'07	'08	'09	'10	Japan
† Excluding unknown delay(%)	23.1	36.1	27.3	31.3	18.5	Median days of treatment (all forms)	271	276	275	279	(272)
#Excluding unknown Tx(%)	7.7	8.3	0.9	3.2	1.9	Median days of hospitalization (pul.TB)	57	83	72	72	(65)