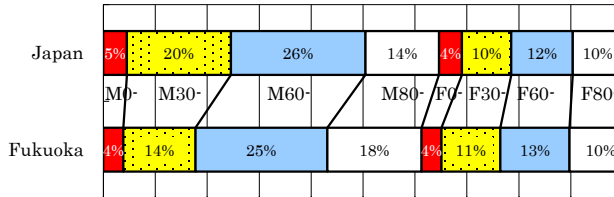


# Fukuoka

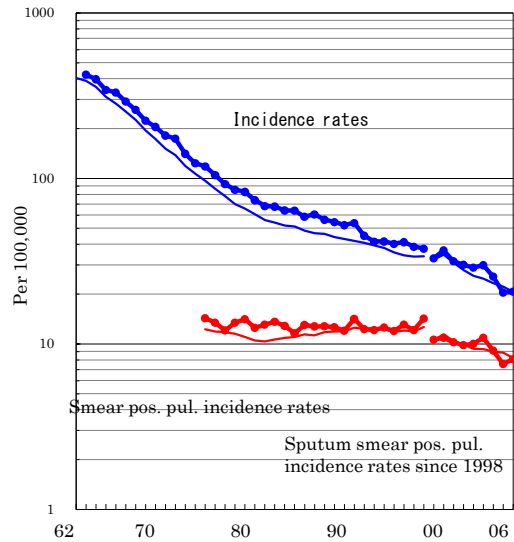
TB statistics in 2006		
Population	2,649,318	Fukuoka (Japan)
Foreigners' TB	3	0.5% (3.5%)
Estimated homeless TB among male cases aged 30-59 yrs	2	2.6% (8.9%)

Trends	02	03	04	05	06
Notified cases	769	796	680	541	547
Rate per 100,000	28.8	29.8	25.5	20.4	20.6
Sputum smear pos. pul. cases	267	290	243	201	214
Rate per 100,000	10.0	10.9	9.1	7.6	8.1

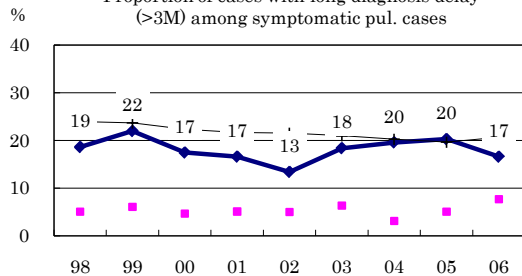
Age-sex composition of notified cases, 2006



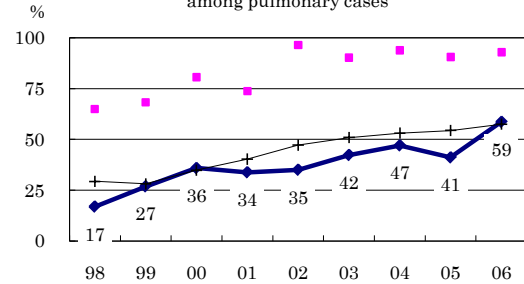
Trends of TB incidence rates



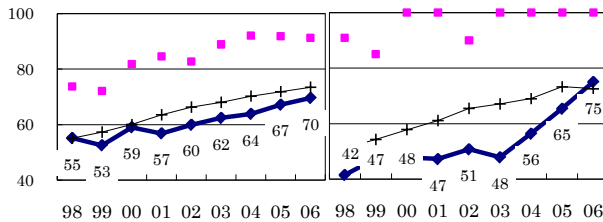
Proportion of cases with long diagnosis delay (>3M) among symptomatic pul. cases



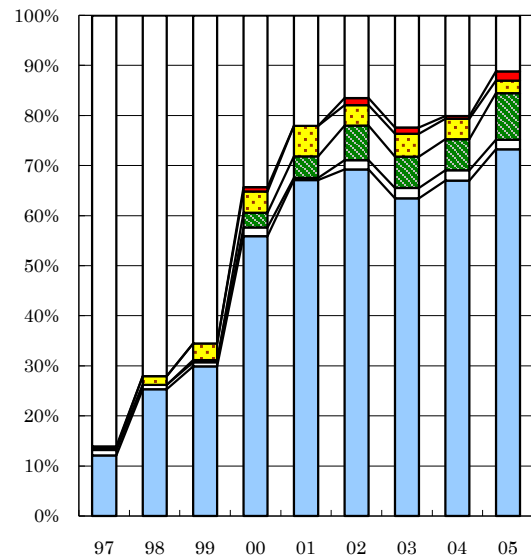
Proportion of positive or negative culture results among pulmonary cases



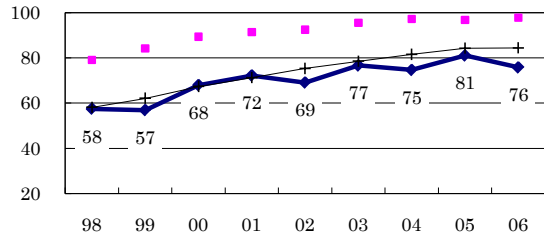
Proportion of bacillary cases among pulmonary cases



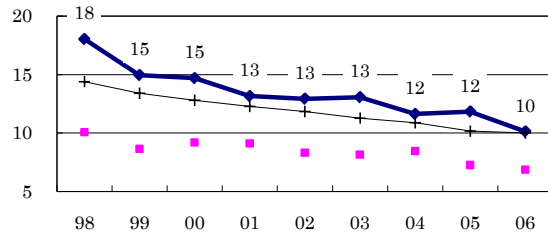
Treatment outcomes of new sputum smear-positive cases, 1997-2005 cohorts



Proportion of treatment with HRZ-E/S among new sputum smear-positive cases aged under 80 yrs



Estimated average treatment duration



Completed Others Died Failed Defaulted Unknown

	n= 273	229	241	236	231	218	241	194	161
Completed	12	25	30	56	67	69	63	67	73
Others	1	1	1	2	0	2	2	2	2
Died	0	0	0	3	4	7	6	6	9
Failed	0	2	3	4	6	4	5	4	2
Defaulted	0	0	0	1	0	1	1	1	2
Unknown	86	72	66	34	22	17	22	20	11