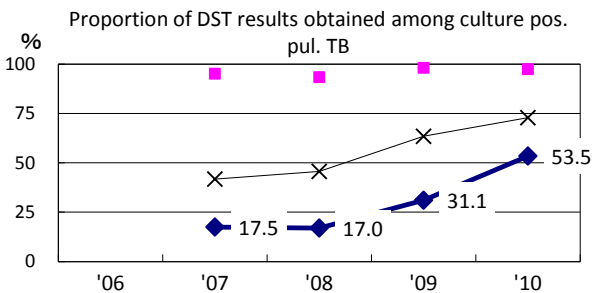
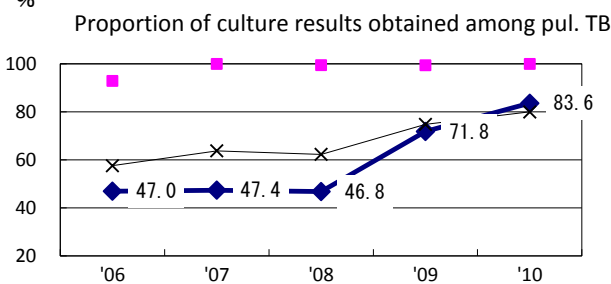
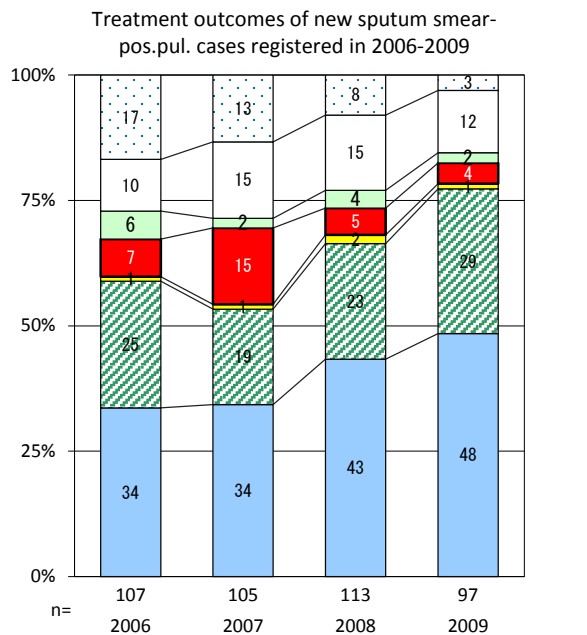
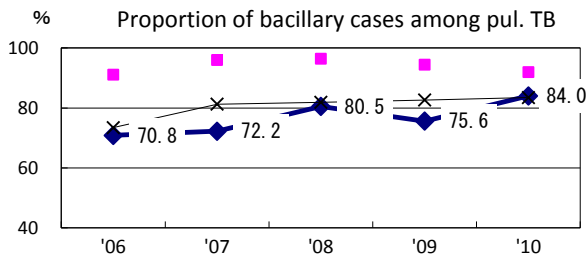
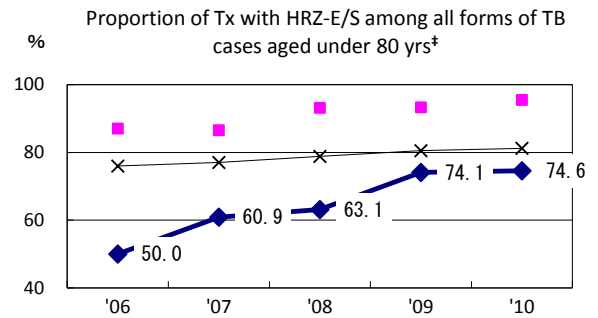
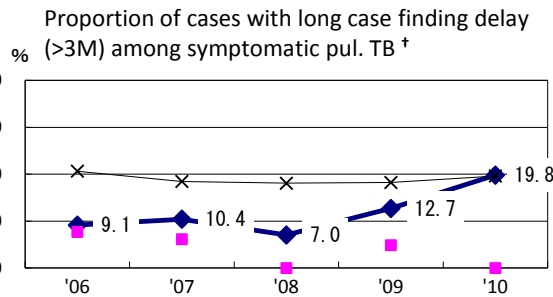
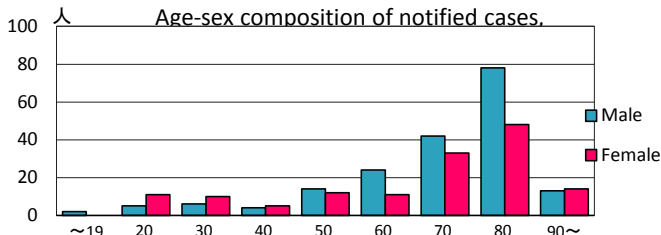
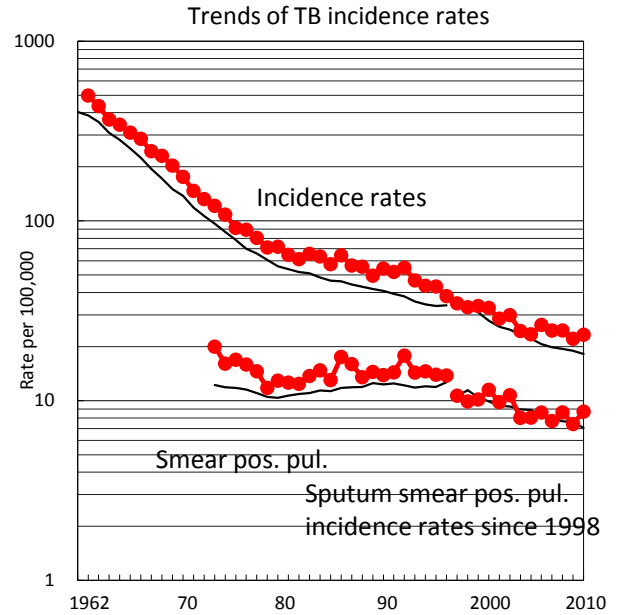


Nagasaki

TB statistics in 2010					
Population	1,426,594	(Japan)			
Foreign borns	9	2.7%	(4.1%)		
TB patients with homeless history	0	0.0%	(1.4%)		
Jobless TB patients getting public assistance, proportion among male TB patients aged 35-59 yrs	3	12.5%	(10.8%)		
Trends	'06	'07	'08	'09	'10
Notified cases	387	357	354	316	332
Rate per 100,000	26.4	24.6	24.6	22.1	23.3
Sputum smear pos. pul. cases	126	112	124	106	124
Rate per 100,000	8.6	7.7	8.6	7.4	8.7



◆ Nagasaki ■ Best prefec./city × Japan

	'06	'07	'08	'09	'10	Year of registration	'07	'08	'09	Japan
†Excluding unknown delay(%)	0.6	17.3	30.4	31.9	49.2	Median days of treatment (all forms)	278	276	274	(270)
‡Excluding unknown Tx (%)	13.2	4.3	0.5	1.0	1.1	Median days of hospitalization (pul.TB)	76	64	57	(68)