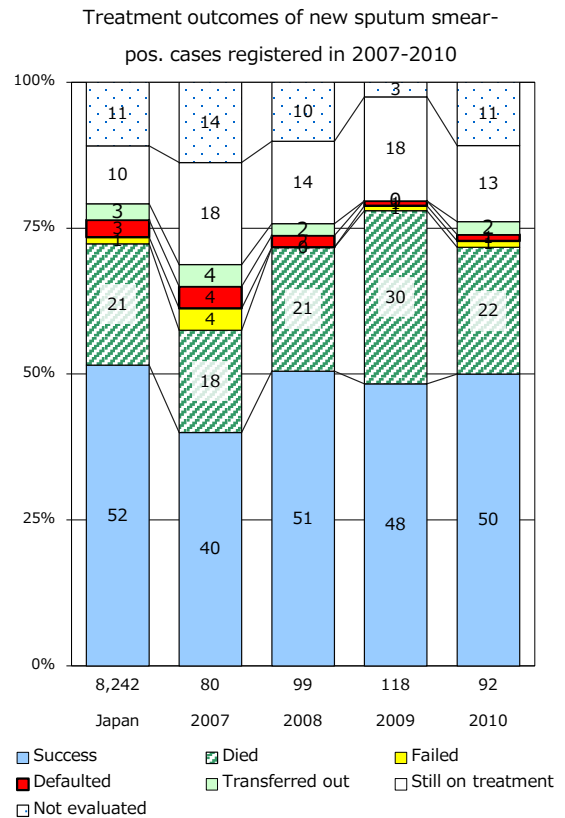
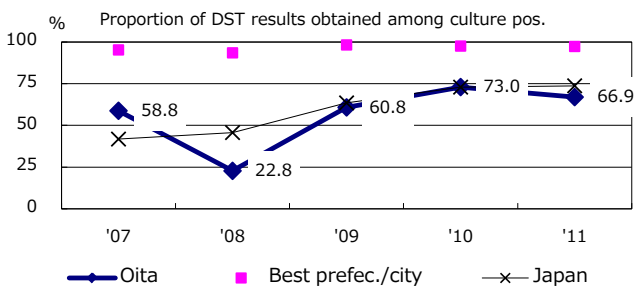
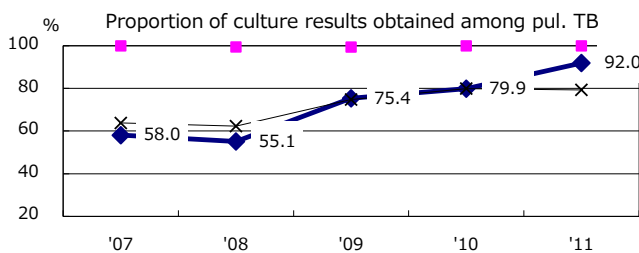
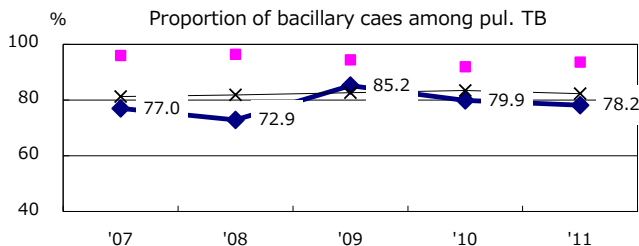
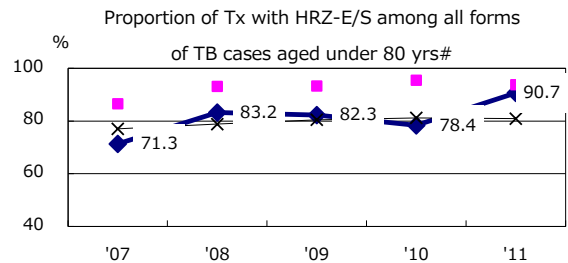
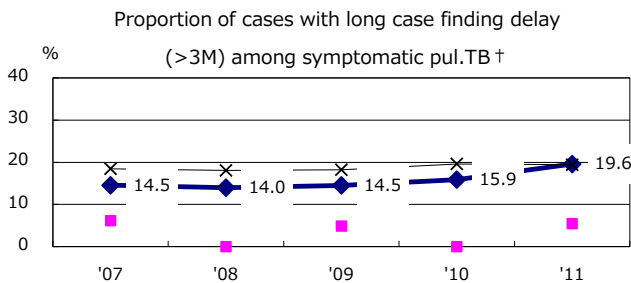
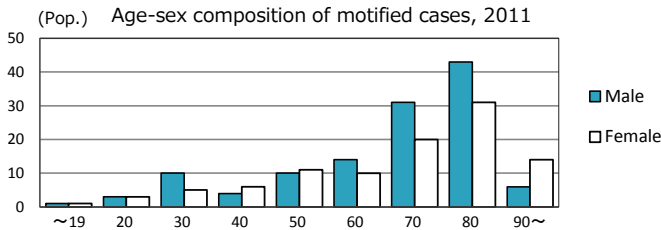
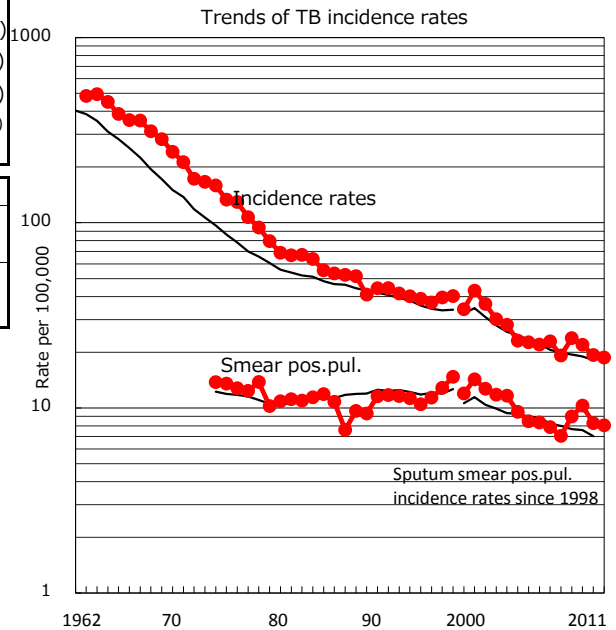


TB statistics in 2011		
Population	1,191,430	(Japan)
Foreign borns	2	0.9% (4.1%)
TB patients with homeless history	1	0.4% (1.4%)
Jobless TB patients getting public assistance, proportion among male TB patients aged 35-59 yrs	3	12.5% (10.6%)

Trends	'07	'08	'09	'10	'11
Notified cases	231	286	262	231	223
Rate per 100,000	19.2	23.8	21.9	19.3	18.7
Sputum smear pos.pul.cases	85	108	123	99	96
Rate per 100,000	7.1	9.0	10.3	8.3	8.1



	'07	'08	'09	'10	'11	Year of registration	'07	'08	'09	'10	Japan
† Excluding unknown delay(%)	17.9	41.9	31.2	21.3	26.4	Median days of treatment (all forms)	276	261	273	283	(272)
# Excluding unknown Tx(%)	2.1	2.6	1.3	0.7	0.0	Median days of hospitalization (pul.TB)	63	63	64	81	(65)