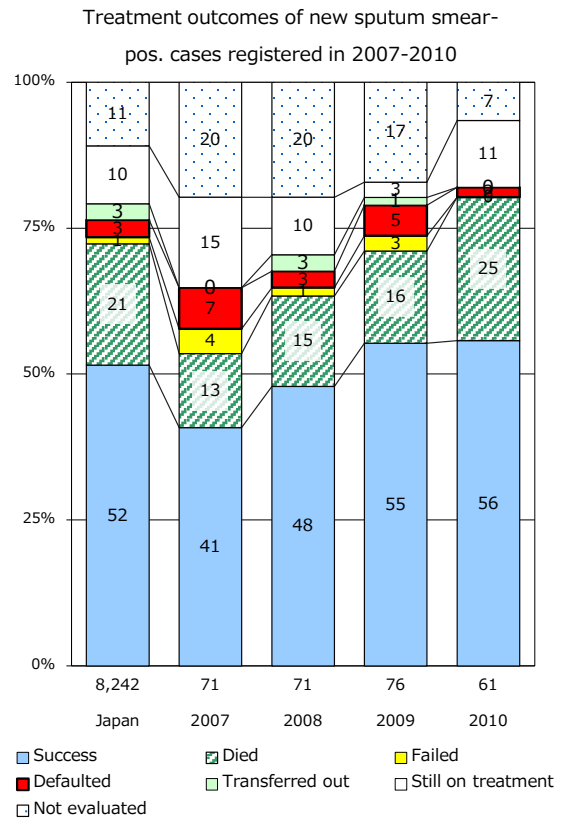
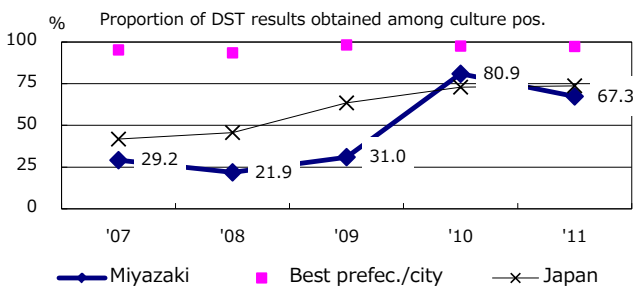
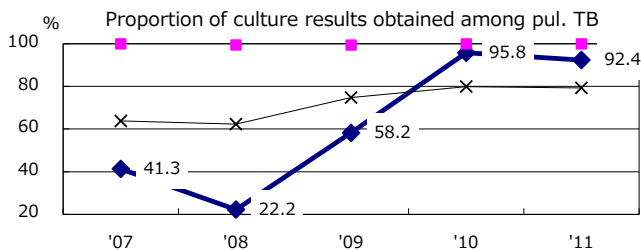
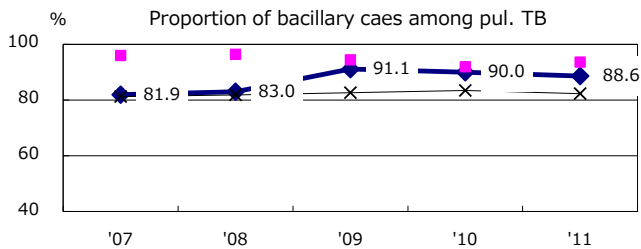
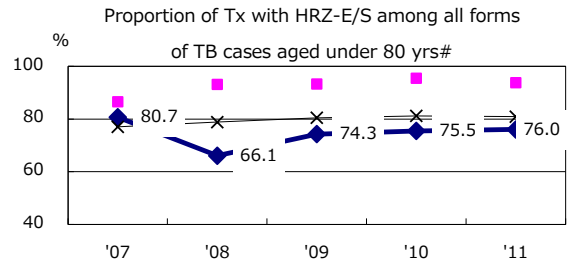
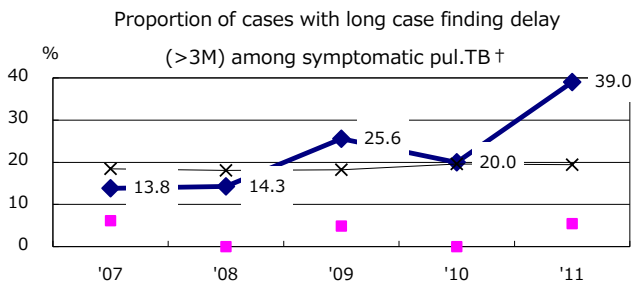
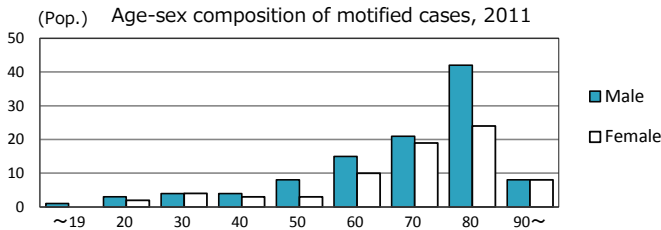
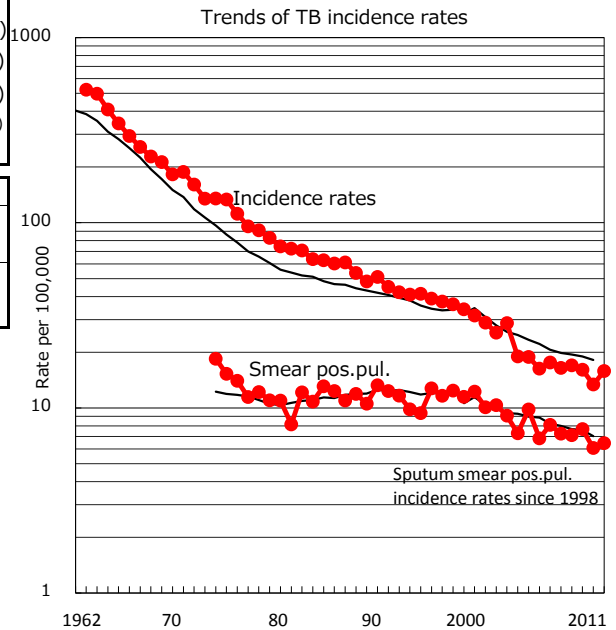


TB statistics in 2011		
Population	1,130,983	(Japan)
Foreign borns	2	1.1% (4.1%)
TB patients with homeless history	3	1.7% (1.4%)
Jobless TB patients getting public assistance, proportion among male TB patients aged 35-59 yrs	1	6.3% (10.6%)

Trends	'07	'08	'09	'10	'11
Notified cases	188	193	182	152	179
Rate per 100,000	16.5	17.0	16.1	13.4	15.8
Sputum smear pos.pul.cases	83	81	87	69	73
Rate per 100,000	7.3	7.1	7.7	6.1	6.5



	'07	'08	'09	'10	'11	Year of registration	'07	'08	'09	'10	Japan
† Excluding unknown delay(%)	39.8	62.9	58.3	62.0	60.6	Median days of treatment (all forms)	282	276	276	272	(272)
# Excluding unknown Tx(%)	12.3	11.1	1.8	3.0	1.0	Median days of hospitalization (pul.TB)	64	50	46	53	(65)