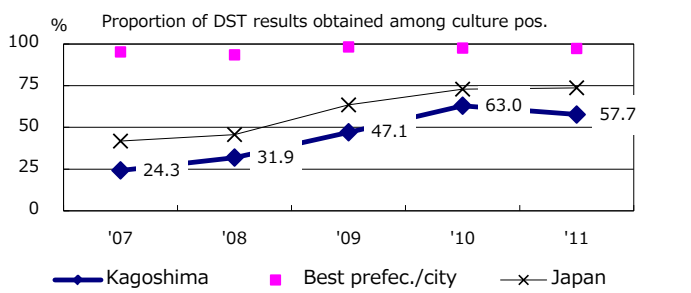
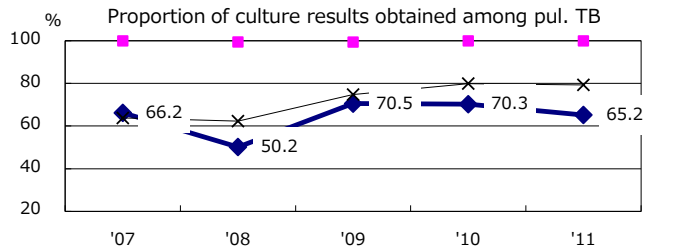
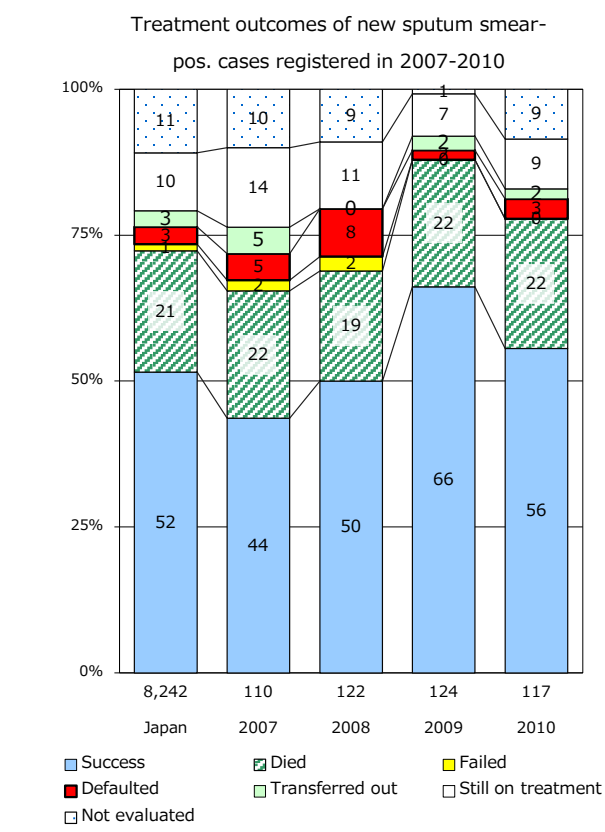
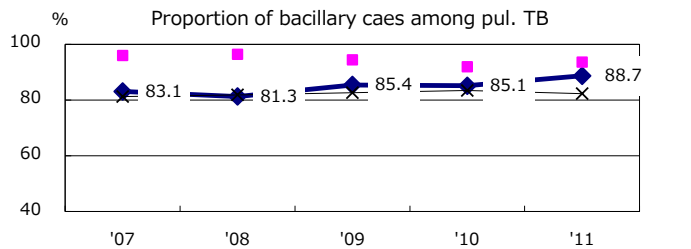
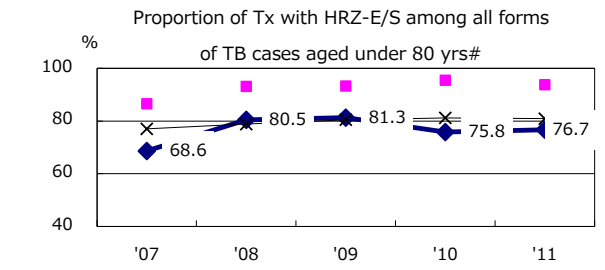
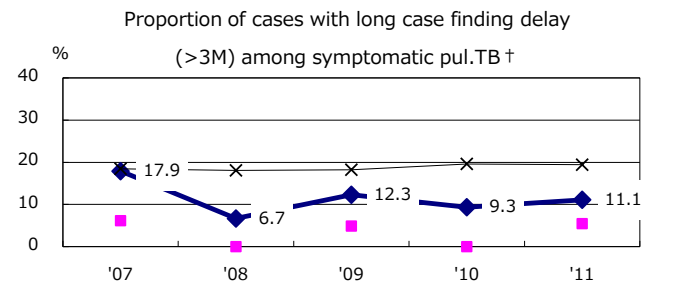
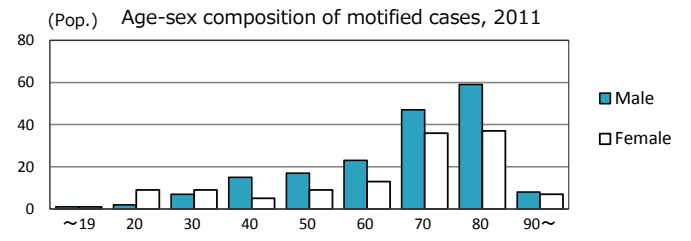
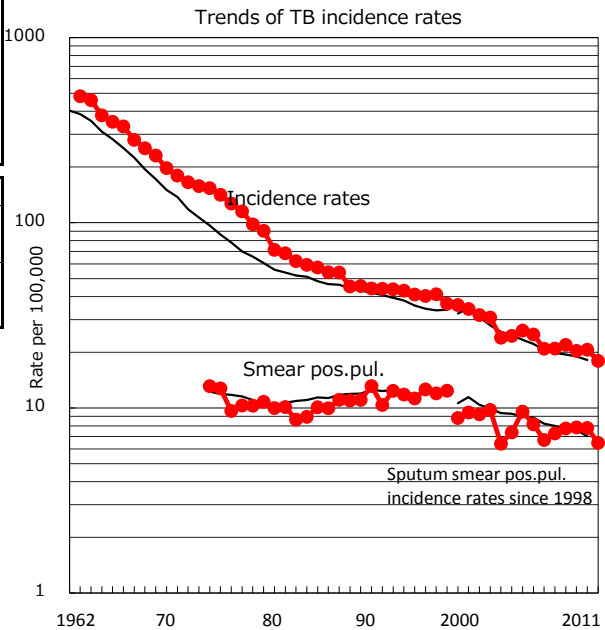


TB statistics in 2011		
Population	1,698,695	(Japan)
Foreign borns	2	0.7% (4.1%)
TB patients with homeless history	1	0.3% (1.4%)
Jobless TB patients getting public assistance, proportion among male TB patients aged 35-59 yrs	3	7.7% (10.6%)

Trends	'07	'08	'09	'10	'11
Notified cases	362	376	347	352	305
Rate per 100,000	20.9	21.9	20.3	20.6	18.0
Sputum smear pos.pul.cases	126	133	134	133	110
Rate per 100,000	7.3	7.7	7.8	7.8	6.5



	'07	'08	'09	'10	'11	Year of registration	'07	'08	'09	'10	Japan
† Excluding unknown delay(%)	44.1	53.1	43.8	47.0	46.2	Median days of treatment (all forms)	269	265	272	274	(272)
# Excluding unknown Tx(%)	1.9	2.0	0.0	1.4	2.6	Median days of hospitalization (pul.TB)	79	75	81	84	(65)