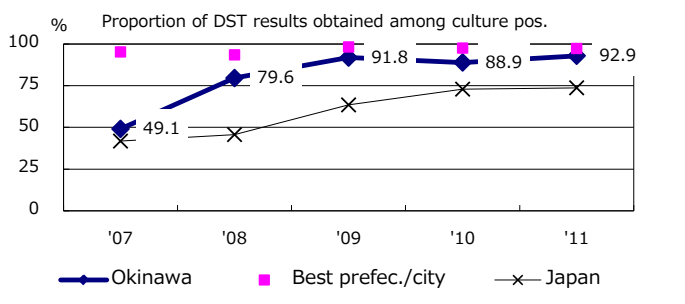
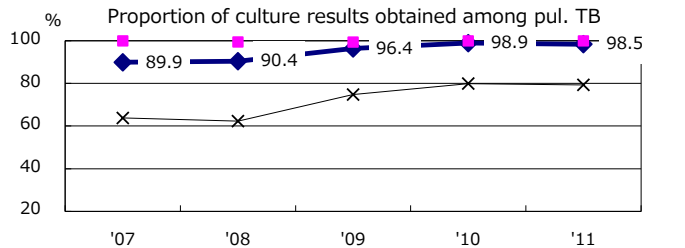
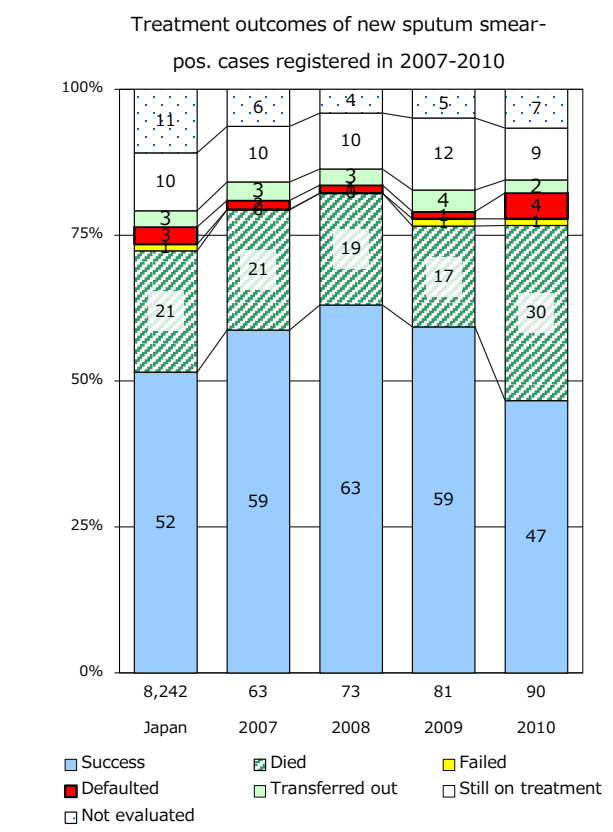
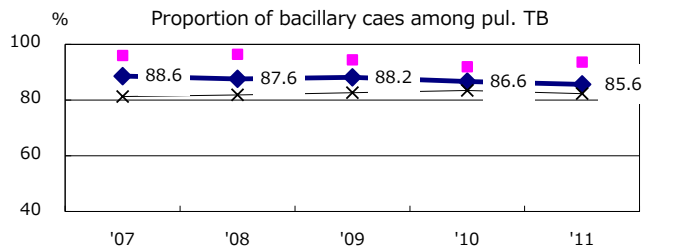
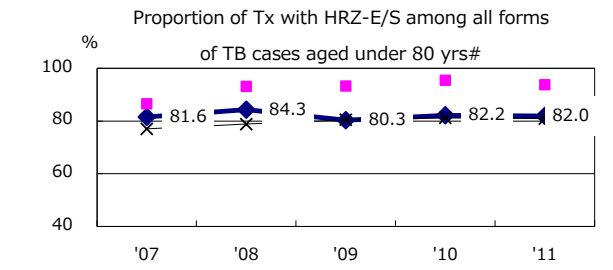
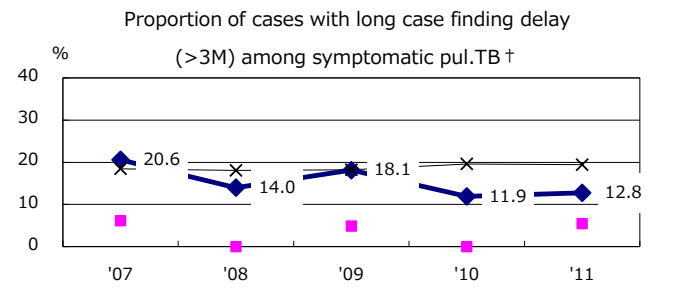
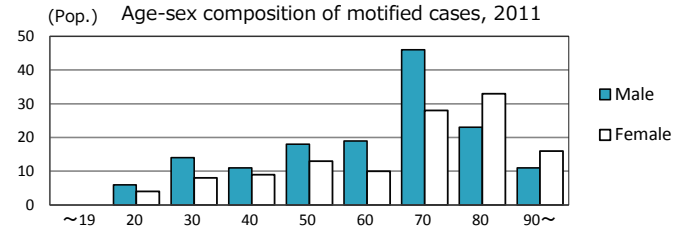
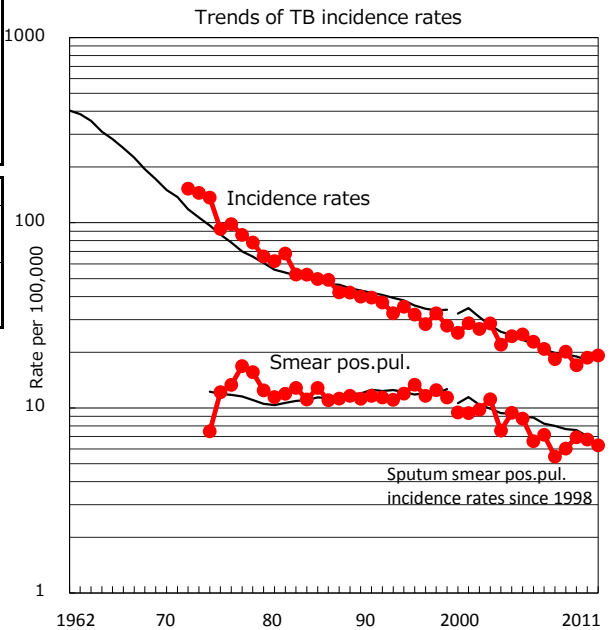


TB statistics in 2011		
Population	1,401,066	(Japan)
Foreign borns	4	1.5% (4.1%)
TB patients with homeless history	2	0.7% (1.4%)
Jobless TB patients getting public assistance, proportion among male TB patients aged 35-59 yrs	3	7.0% (10.6%)

Trends	'07	'08	'09	'10	'11
Notified cases	252	277	235	260	269
Rate per 100,000	18.4	20.1	17.0	18.7	19.2
Sputum smear pos.pul.cases	75	83	96	94	88
Rate per 100,000	5.5	6.0	6.9	6.8	6.3



	'07	'08	'09	'10	'11	Year of registration	'07	'08	'09	'10	Japan
† Excluding unknown delay(%)	7.3	2.1	3.8	0.0	0.0	Median days of treatment (all forms)	266	274	247	270	(272)
#Excluding unknown Tx(%)	1.0	2.5	0.6	1.1	1.6	Median days of hospitalization (pul.TB)	59	59	52	53	(65)