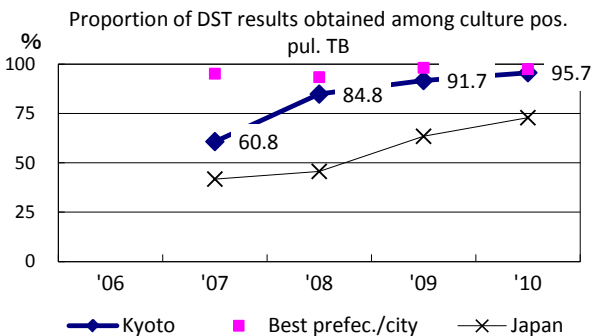
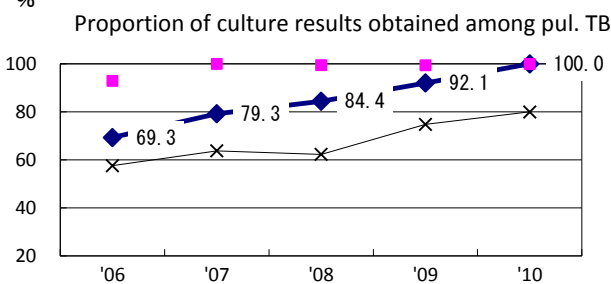
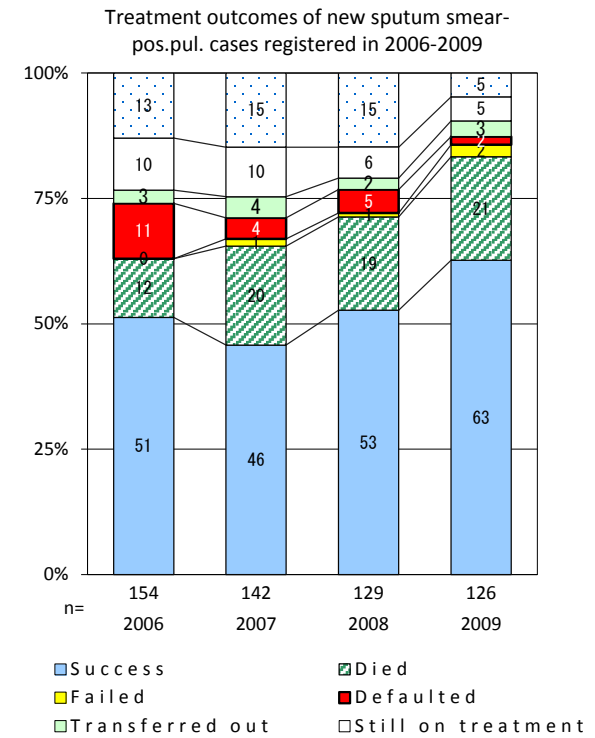
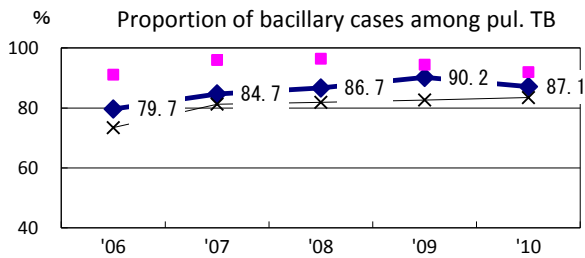
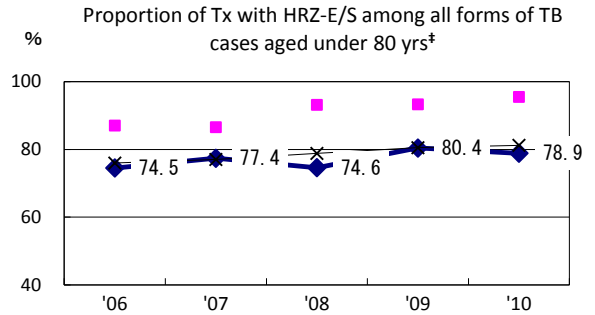
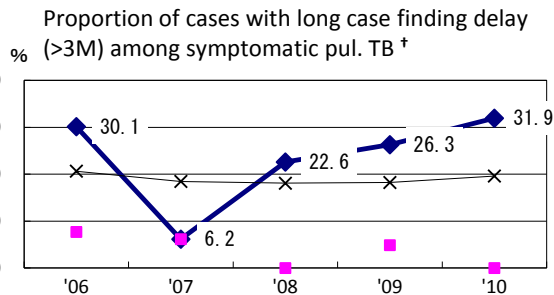
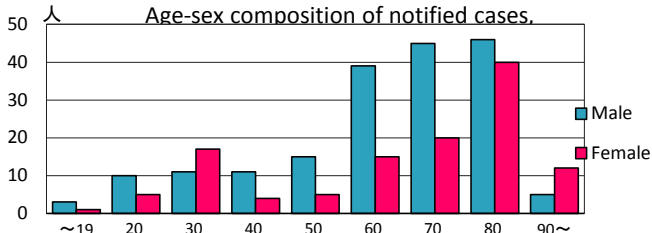
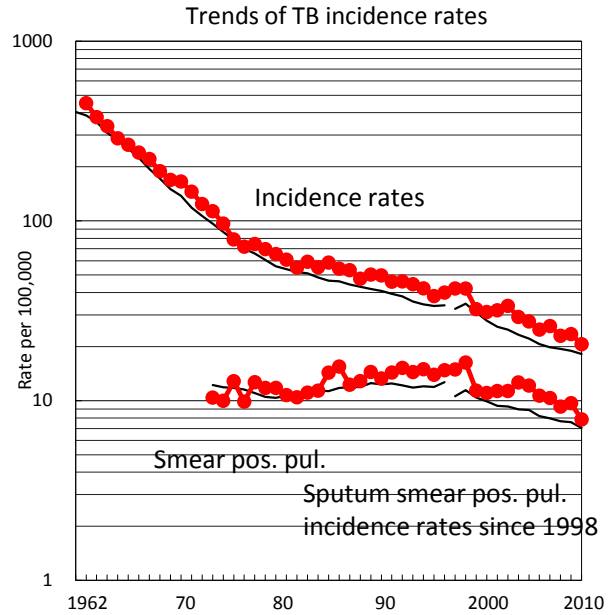


TB statistics in 2010					
Population	1,474,473	(Japan)			
Foreign borns	9	3.0%	(4.1%)		
TB patients with homeless history	5	1.6%	(1.4%)		
Jobless TB patients getting public assistance, proportion among male TB patients aged 35-59 yrs	2	5.4%	(10.8%)		
Trends	'06	'07	'08	'09	'10
Notified cases	366	382	337	344	304
Rate per 100,000	24.9	26.0	23.0	23.5	20.6
Sputum smear pos. pul. cases	157	152	136	142	116
Rate per 100,000	10.7	10.4	9.3	9.7	7.9



	'06	'07	'08	'09	'10	Year of registration	'07	'08	'09	Japan
†Excluding unknown delay(%)	11.5	44.9	0.5	0.0	0.0	Median days of treatment (all forms)	260	235	245	(270)
‡Excluding unknown Tx (%)	0.4	3.7	2.4	1.6	1.0	Median days of hospitalization (pul.TB)	60	54	50	(68)