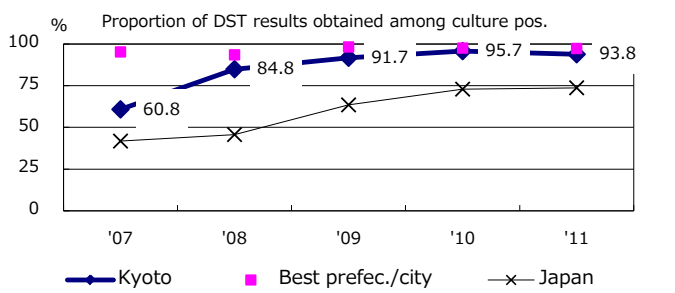
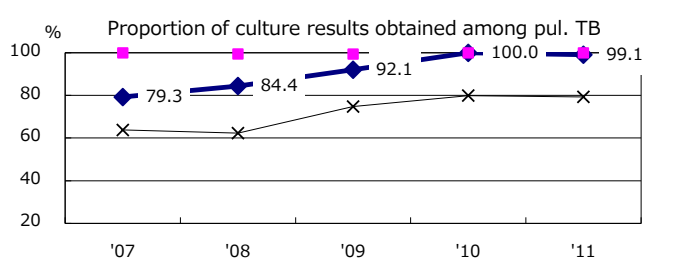
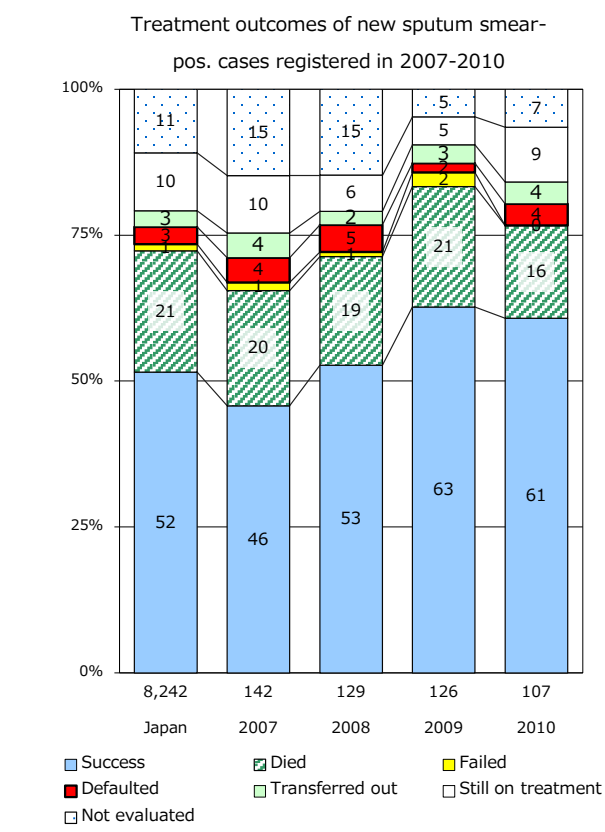
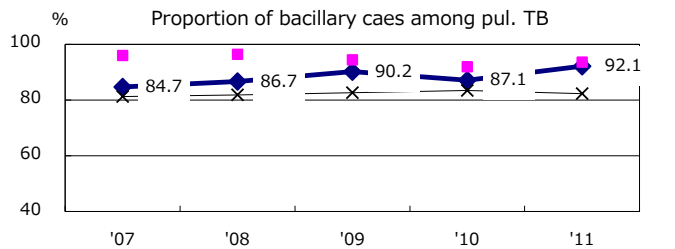
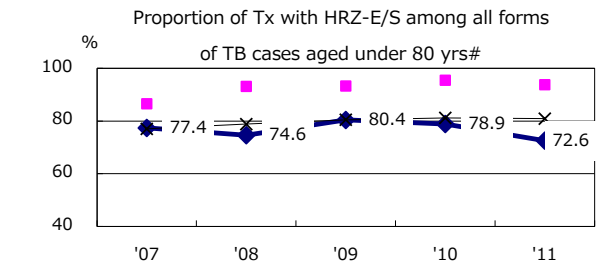
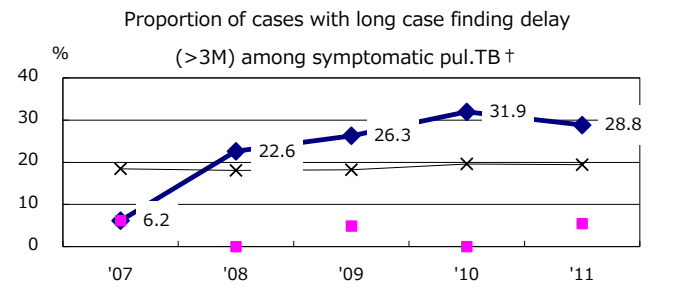
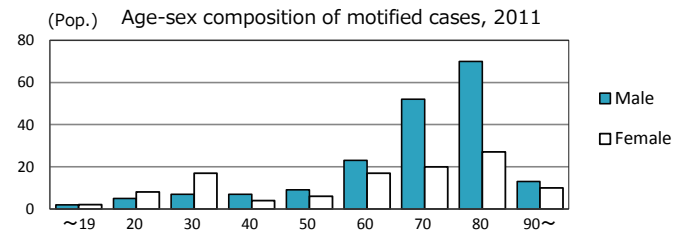
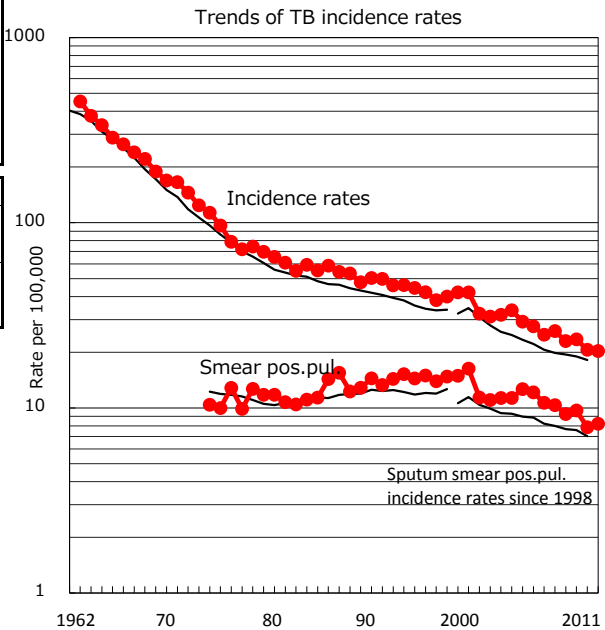


TB statistics in 2011		
Population	1,473,416	(Japan)
Foreign borns	15	5.0% (4.1%)
TB patients with homeless history	3	1.0% (1.4%)
Jobless TB patients getting public assistance, proportion among male TB patients aged 35-59 yrs	4	17.4% (10.6%)

Trends	'07	'08	'09	'10	'11
Notified cases	382	337	344	304	299
Rate per 100,000	26.0	23.0	23.5	20.6	20.3
Sputum smear pos. pul. cases	152	136	142	116	121
Rate per 100,000	10.4	9.3	9.7	7.9	8.2



	'07	'08	'09	'10	'11	Year of registration	'07	'08	'09	'10	Japan
† Excluding unknown delay(%)	44.9	0.5	0.0	0.0	0.0	Median days of treatment (all forms)	260	235	245	272	(272)
#Excluding unknown Tx(%)	3.7	2.4	1.6	1.0	2.2	Median days of hospitalization (pul.TB)	60	54	50	55	(65)