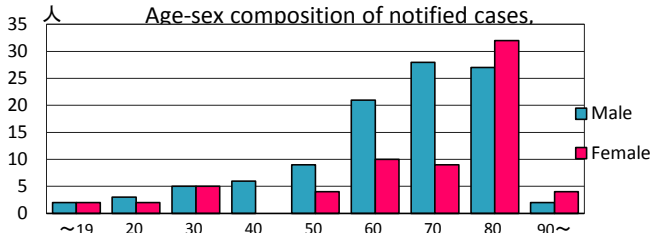
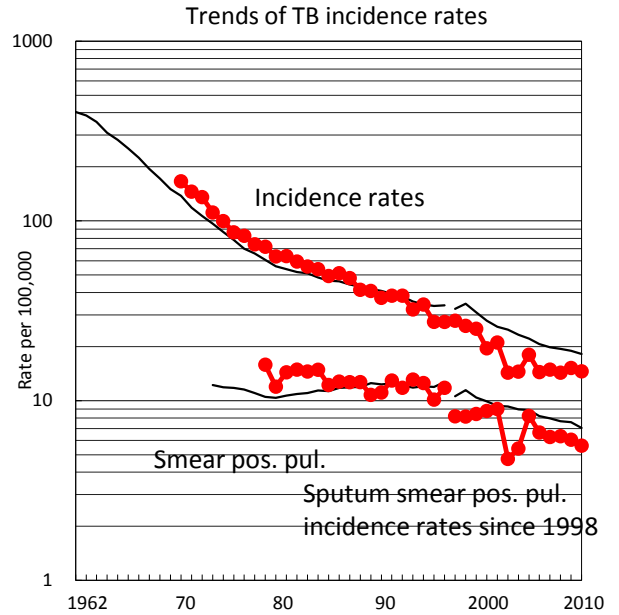
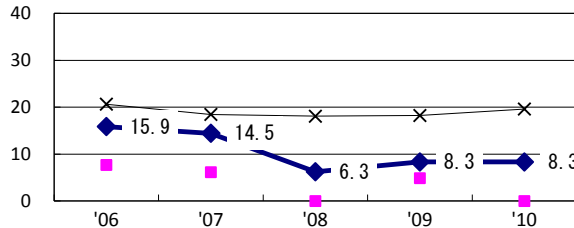


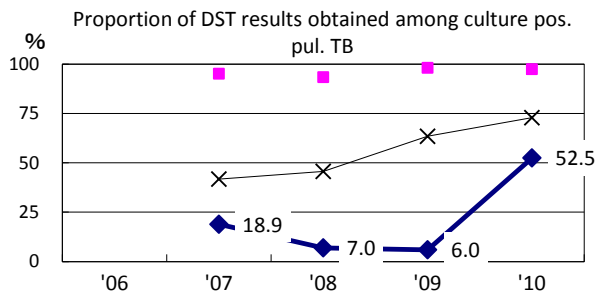
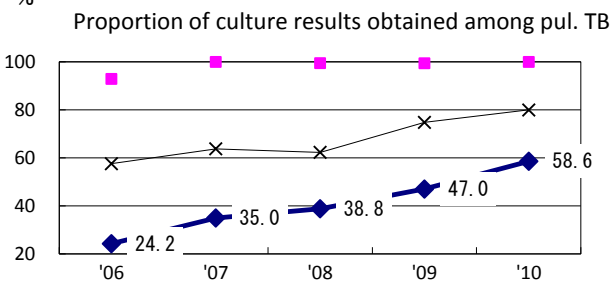
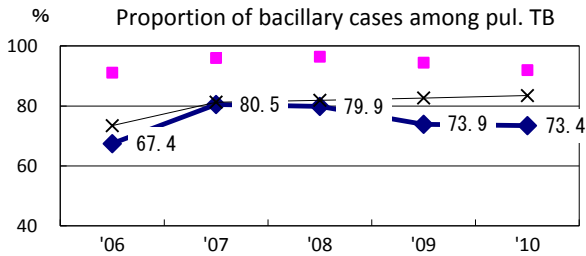
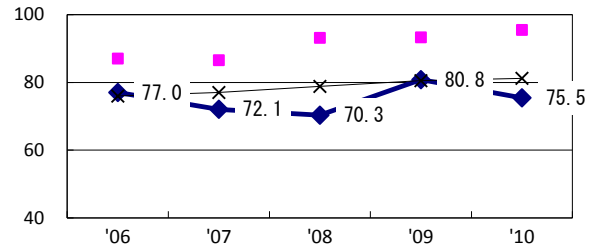
TB statistics in 2010					
Population	1,174,209			(Japan)	
Foreign borns	0	0.0%		(4.1%)	
TB patients with homeless history	0	0.0%		(1.4%)	
Jobless TB patients getting public assistance, proportion among male TB patients aged 35-59 yrs	0	0.0%		(10.8%)	
Trends	'06	'07	'08	'09	'10
Notified cases	167	173	167	178	171
Rate per 100,000	14.4	14.9	14.3	15.2	14.6
Sputum smear pos. pul. cases	77	73	74	71	66
Rate per 100,000	6.7	6.3	6.3	6.1	5.6



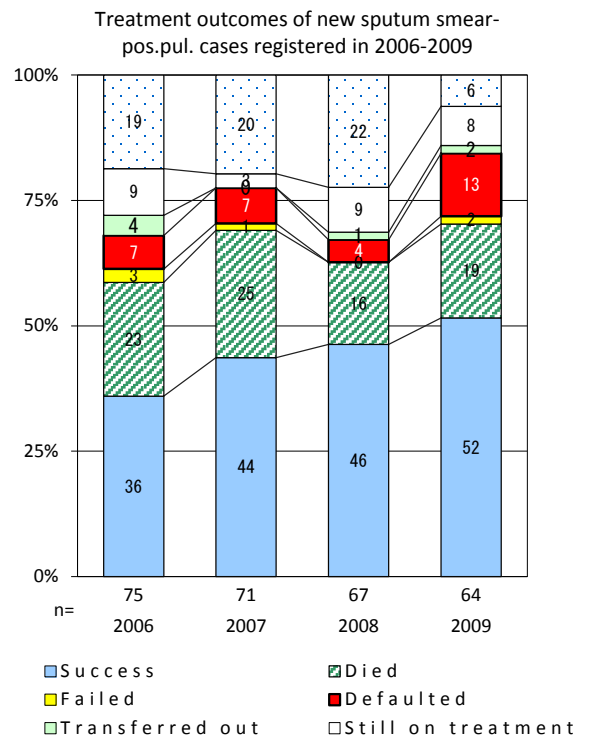
Proportion of cases with long case finding delay (>3M) among symptomatic pul. TB †



Proportion of Tx with HRZ-E/S among all forms of TB cases aged under 80 yrs*



—◆— Hiroshima —■— Best prefect./city —×— Japan



	'06	'07	'08	'09	'10	Year of registration	'07	'08	'09	Japan
†Excluding unknown delay(%)	4.5	17.8	52.5	88.7	88.3	Median days of treatment (all forms)	248	305	203	(270)
‡Excluding unknown Tx (%)	0.8	1.5	0.8	0.8	0.0	Median days of hospitalization (pul.TB)	33	69	66	(68)